

U value
1.38
W/m²K

CARTECK AUTOMATIC SECTIONAL.

The smart technology garage door for your home.

New
3-Point
Locking &
Handle
Option

CARTECK SIDE HINGED.

A classic, contemporary garage door for your home.

U value
2.20
W/m²K

CONTENTS:

INSULATED SECTIONAL



Great good looks and excellent performance rolled into one! Teckentrup CarTeck Sectional Garage Doors' insulated panels create a pleasant garage environment whilst the latest garage door operation technology makes opening and closing your garage door effortless.

Page 4 - 47

Teckentrup is a family business with operations throughout the world. In the UK we make our garage doors in Warrington, Cheshire. CarTeck is available through a national network of independent Garage Door Specialist installers.

Teckentrup offers more than garage doors - We provide solutions and have set three quality standards for our garage doors:

Design. Security. Service.

INSULATED
SIDE HINGED

INSULATED
PERSONNEL



**Personnel doors to match sectional
and side hinged garage doors!**



Contemporary but classic! Insulated side hinged garage doors and side doors are made from the same superb panels as CarTeck sectional garage doors. Every detail is perfectly considered for superior quality and a robust yet elegant garage door.

Page 48 - 75

QUITE SIMPLY, THE VERY BEST

TECKENTRUP
DOOR SOLUTIONS

SLOPING THRESHOLD?

No problem! We manufacture doors to all styles and tastes and we can even overcome difficult garage structures such as sloping thresholds with our specialist design capability! **See page 10.**


Good to know! ✓



MAKE THE MOST OF SPACE

Send tracks all the way up to the ceiling to make the most of space inside your garage - very handy if you use your garage space for storage! This is done by adding in an additional panel. **See page 13.**

Good to know! ✓



GOLDEN OAK FRAME COVERS

We have matching frames and 3D profile kits available for most trend colours. Golden Oak is the exception, and to provide a simple solution, we've introduced slip-over profile kits for frame legs and headers. **See page 35.**

Good to know! ✓



DRIVE OPTIONS

Choose from two motor options, the CarTeck DRIVE and the CarTeck MOTOR, both available with accessories to add functionality. **See pages 14 - 21.**

Good to know! ✓



INSULATED



CARTECK AUTOMATIC SECTIONAL GARAGE DOORS



Image courtesy of Skandoor

CarTeck Solid Woodgrain - White Aluminium

TECKENTRUP
DOOR SOLUTIONS

WHERE TO BEGIN?!

1

STRONG & MORE SECURE



Page 8

2

KEEP THE ELEMENTS AT BAY



Page 10

3

EASIER PARKING, MORE SPACE



Page 12

4

SMART TECHNOLOGY OPENERS



Page 14

5

MADE TO MEASURE, MADE TO LAST



Page 22

6

MAXIMUM SAFETY & PERFORMANCE



Page 24

7

THE STYLES

See pages 76 - 79 for
colour swatches.



Page 26

8

STYLE OPTIONS - WINDOWS & BLING



Page 36

GOOD REASONS FOR A

Looking for something
different?

9

SLX VISION & GSA VISION



Page 40

10

SUPER-SIZE - GO BIG!



Page 44

11

MATCHING SIDE DOORS



Page 48

Side doors to match your
sectional garage door!



Making the garage part of your home

Garages are often draughty, cold and uninviting spaces and opening a tilting garage door can be a skin cracking chore. An insulated CarTeck Automatic garage door changes everything.

CarTeck Automatic is a design and precision engineering led garage door. Wonderful architect grade finishes and styling are married with certified thermal performance.

Operation is by an integrated smart technology remote control motor, the CarTeck DRIVE or CarTeck MOTOR.

Opening your door becomes effortless, safe and secure. It brings your garage back to being part of your home.

Explore the pages ahead to see why CarTeck Automatic is... **Harmony in motion.**



CARTECK AUTOMATIC DOOR



TECKENTRUP
DOOR SOLUTIONS



HEAVY METAL?
NOTHING
EASIER THAN
THAT!

STRONG & MORE SECURE

Even easy riders are impressed! Thanks to a high-quality steel core and durable multiple coating, our sectional door panels withstand the toughest conditions. TÜV-certified quality ensures top marks for safety and durability. Our insulated CarTeck garage doors are tough as steel and meet the heavy-duty demands for everyday use.

Once inside you can rest easy too - CarTeck Automatic is very strong and designed for burglary resistance, keeping your possessions safe and protecting any access doors into your home.

The doors' physical strength characteristics are an impressive barrier and CarTeck Automatic's opener adds a further layer of security.



The opener actively monitors the door and, if any attempt is made to force the door up, the motor engages and pushes back with a 60kg force!

Add our extra-security pack and the magnetic motor lock mechanically locks the motor in any position up to an impressive 300kg of force. The pack also adds an alarm buzzer that recognises a break-in attempt and outputs a loud deterrent signal tone.



TECKENTRUP
DOOR SOLUTIONS

HEAVY WEATHER? WARM, DRY & FEWER DRAUGHTS!




SLOPING THRESHOLD? - NO PROBLEM!

The illustration and photos right show a row of four garages, all with sloping thresholds. Each door is 100mm lower/higher than the next with a 100mm rise/fall across each opening.

At Teckentrup we have a great solution!



We can manufacture doors with a sloping bottom panel to allow for your new garage doors to fit perfectly. We even make sure the ribs line up beautifully across all four doors so there is no compromise on the doors good looks!



KEEPS

WARM, DRY & FEWER DRAUGHTS

Garages can be dust blown, cold, draughty and damp places. The insulated CarTeck Automatic is designed to bring your garage back into your home.



WEATHER PROTECTION

Bottom, side, top and inter-panel weather protection keeps out the elements and lowers energy use.

WHAT PERFORMANCE CAN I EXPECT?

As part of the CE/UKCA marking process, each product must have its performance provided for a defined set of characteristics to allow fair comparison between products from different manufacturers. Other characteristics can also be included, if relevant to a door's performance. The following table shows the performance characteristics of CarTeck sectional garage doors.

For more information on what performance you can expect from your garage door, visit the Honesty Page on the Teckentrup website - www.teckentrup.co.uk/garage-doors/the-honest-page



HONESTY PAGE
- SCAN ME!

PERFORMANCE CHARACTERISTIC

RATING

Resistance to Windload
EN 12424

Class 2

Watertightness
EN 12425

Class 2

Air Permeability
EN 12426

Class 2

Thermal Transmittance
EN 13241

1.38 W/m²K

Operating Forces
(hand operated) EN 12604

150 N

INSULATION 'U VALUE'

What's in a number? Our 40mm thick panels have an insulating value that has been independently tested to 0.56 W/m²K. The lower the value the better the insulating properties.

It's not a figure we tend to quote because we know a door is more than just a panel. We quote the insulation value for a complete door


(8'0" wide x 7'0" high) including the panel joints and weather strips. CarTeck Automatic has an insulation 'U value' of 1.38 W/m²K - you won't find better performance on any comparable garage door.



THE ELEMENTS AT BAY!

TECKENTRUP
DOOR SOLUTIONS

EASIER PARKING & BETTER USE OF SPACE



OPERATIONAL SAFETY, NEAT & HIDDEN AWAY



Springs are concealed high up in the top tray - safely away from little fingers.

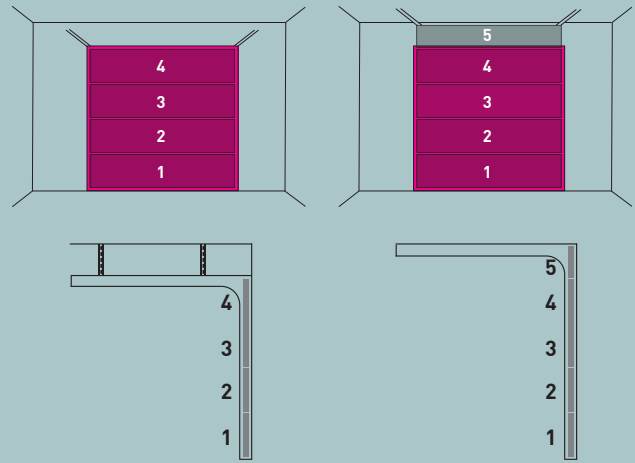
Unsightly, open torsion springs are history. CarTeck trays also keep the springs in pristine condition, ensuring long-term smooth and quiet operation.



SEND TRACKS UP TO THE CEILING

By sending the tracks all the way up to the ceiling, the garage door retracts neatly out of the way flat along the ceiling to make the most of space inside your garage - very handy if you use your garage space for storage.

Extending the tracks is achieved by adding in an additional panel above the header - this doesn't effect the overall look of the door from the outside with the additional panels only visible from the inside. Talk to your garage door specialist about the best option for you.



FLEXIBLE USE OF SPACE

Vertical opening means insulated CarTeck Automatic fits all shapes of garage opening and even in garages with very little headroom.



EASIER PARKING

There's no denying cars are wider and taller than they used to be. Unlike old design up and over doors, CarTeck Automatic fits behind the garage opening typically adding up to 150mm to the width and at 75mm to the height - stress free parking is the result!



Before...



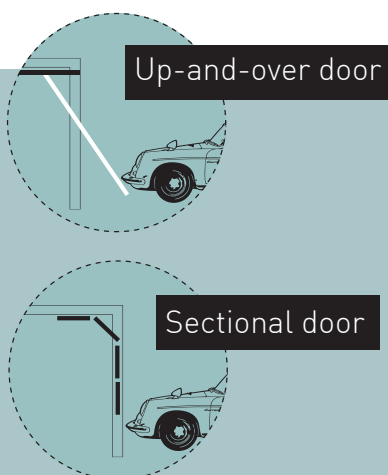
...After!

BETTER USE OF SPACE

CarTeck insulated sectional doors travel vertically with no out-swing allowing you to make the most of the parking space on the drive and inside the garage.



Maximum clearance



Up... out... and over... No thanks!



...Park as close as you like!

SIMPLE, SO EFFECTIVE

TECKENTRUP
DOOR SOLUTIONS

CarTeck DRIVE[®]

HEAVY WORK? EFFORTLESS, INTEGRATED & SMART

MAKING THINGS EASIER

CarTeck Automatic makes so much sense. The fixed chain drive of the CarTeck DRIVE range is quieter and renowned for long-term reliability compared to revolving chain or belt designs.

Our doors and openers are independently tested and certified to all current safety legislation and carry a CE/UKCA mark.



CARTECK DRIVE 500 600

The integrated drive and control unit of the CarTeck DRIVE 500 and 600 fits discreetly above the door.

Both the DRIVE 500 and the 600 can lift any size door. The 600 is available with all the option packs and the 500 is available with selected options - see page 16-19.

See the table right for a specification overview of each model.



Motor light on
DRIVE 500 & 600

	POWER	TRANSMITTERS	SPEED	LIGHTING	OPTIONS
DRIVE 500	500Nm	2 x Pearl Twin	180mm/sec ➡➡➡	1 x 3 LED Motor Light	Selected option packs see pg. 16-19
DRIVE 600	600Nm	2 x Pearl	240mm/sec ➡➡➡➡➡	1 x 6 LED Motor Light	All option packs see pg. 16-19

Harmony in motion
**SMART
SOLUTIONS**

EXTERNAL RELEASE

In the event of power failure, the motor can be disengaged using the discreet external release. This should be fitted if no alternative access to the garage is available to allow manual operation of the door until power returns.



CARTECK DRIVE PRO 500 600

The separate control unit of the CarTeck DRIVE PRO 500 and 600 allows for flexible installation at a location close to available power sockets.

Both the DRIVE PRO 500 and the 600 can lift any size door. The 600 is available with all the option packs and the 500 is available with selected options - see page 16-19.

See the table below for a specification overview of each model.



Motor light on
PRO 500 & 600

PRO 600 Control
Unit



DRIVE PRO 500 or 600 low
level front mounted control



DRIVE PRO 500 or 600 ceiling
mounted control



DRIVE PRO 500 or 600 low
level rear mounted control

	POWER	TRANSMITTERS	SPEED	LIGHTING	OPTIONS
DRIVE PRO 500	500Nm	2 x Pearl Twin	180mm/sec ➡➡➡	1 x 3 LED Motor Light	Selected option packs see pg. 16-19
DRIVE PRO 600	600Nm	2 x Pearl	240mm/sec ➡➡➡➡➡	1 x 6 LED Motor Light	All option packs see pg. 16-19

PEARL TWIN

The Pearl Twin transmitter has twin buttons that can be configured for two functions such as open and close and turn on the light.



Pearl Twin
transmitter

PEARL

The Pearl transmitter has four buttons that can be configured to suit your requirements - open and close, turn on the light, operate a second door and so on.



Pearl
transmitter

SMART TRANSMITTERS

TECKENTRUP
DOOR SOLUTIONS

SMART SOLUTIONS

CarTeck DRIVE[®]

Our CarTeck DRIVE accessory packs place you in control. Clever technology takes the guess work out of parking, keeps your garage dry, lights your way and keeps you moving even if power fails.

KEY

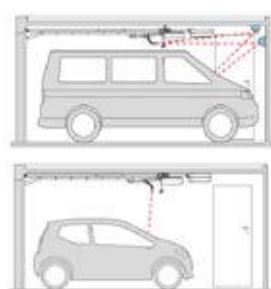
AVAILABLE FOR:
 DRIVE / DRIVE PRO 500 ○
 DRIVE / DRIVE PRO 600 ●

PARKING PACKS



PARKING PACK 1 ●

The laser sensor and reflector provide a visual assistance to help guide you to the perfect point for precise parking within your garage. No more near misses or guesstimates and no need for a parking assist system within your vehicle.



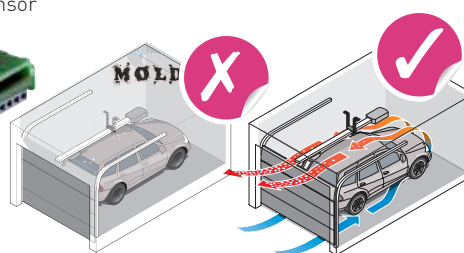
Laser & reflector



PARKING PACK 2 ●

It automatically senses high humidity and opens your garage door a short distance to allow air to circulate, reducing moisture levels typical after parking a wet car in your garage. Reducing humidity lessens the likelihood of mould and mildew forming in your garage.

Humidity sensor



SECURITY PACKS



SECURITY PACK 1 ●

A magnetic motor lock that mechanically locks the motor in any position (even with ventilation function) up to an attack force of 300 kg, increasing the existing security.

The alarm buzzer recognises a break-in attempt and outputs a loud signal tone. It can also be set to output a warning buzzer as the door closes (this must be programmed by the installer).



Buzzer



Lock



LOCK



BUZZER

SECURITY PACK 2 ○

A relay that allows control of other garage or garden / security lighting. The alarm buzzer recognises a break-in attempt and outputs a loud signal tone. It can also be set to output a warning buzzer as the door closes (this must be programmed by the installer).



Buzzer



Relay



COMPLEMENTARY CONTROL, SO CLEVER...

TECKENTRUP
DOOR SOLUTIONS

Scan the QR codes to watch the videos!

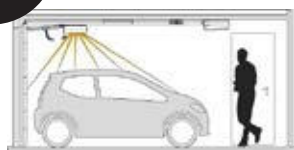
AMBIENCE PACKS



AMBIENCE PACK 1

Need more light? Extra lighting strips for the control units can be combined with the motion sensor to switch on automatically as you enter. No more crashing about in the dark!

Standard lighting



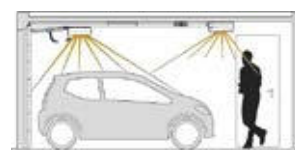
Lighting strip

Motion sensor

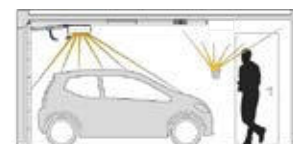


DRIVE PRO lighting strip

Ambience pack lighting



DRIVE lighting strip

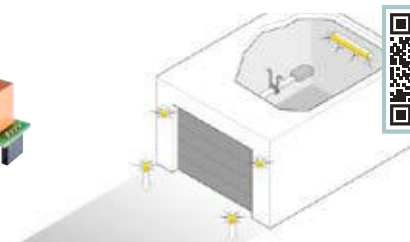


AMBIENCE PACK 2

A relay allows control of other garage or garden security lighting for greater flexibility. Not only acting as deterrent in and around your garage, the relay also allows lighting activation when you open your garage door.



Relay



AMBIENCE PACK 3

These clever LED strips are easily positioned on the underside of the door tracks with magnetic tape. They flood the garage with 6000 lumens of light (equivalent to around 400 watts of incandescent light!) Four linked LED strips are activated by the kits' motion sensor or infra red remote control.



Please note: Lighting strips with multiple LEDs with a failure of less than 10% of the LEDs are excluded from warranty.

AMBIENCE PACK 4

Add light bars to the outside of your garage to make a real design statement whilst increasing accessibility and safety at night. The light bar has a stand-alone power supply and motion detector. The light is 1500 lumen per metre and has neutral white 4000K light.



SMART SOLUTIONS

CarTeck DRIVE[®]

Our CarTeck DRIVE accessory packs place you in control. Clever technology takes the guess work out of parking, keeps your garage dry, lights your way and keeps you moving even if power fails.

KEY

AVAILABLE FOR:
 DRIVE / DRIVE PRO 500 ○
 DRIVE / DRIVE PRO 600 ●

ACCESS PACKS



ACCESS PACK 1 ○

If you don't want to carry a transmitter, you can operate your door from a wall mounted outdoor wireless keypad. It's the perfect solution if you're out cycling or for family members that use the door occasionally. The keypad is easy to use even in the dark thanks to illuminated keys.



Keypad
(without
Courier
function)



ACCESS PACK 2 ○

For extra convenience you can control your door and check its position from within your home with a two function wall switch available in grey or white finish. Similar in size to a standard single light switch.

Wall Switch



ACCESS PACK 3 ○

Add a wireless keypad with sleek stainless steel trim and back lighting for easy transmitter-free access to your garage. The surface-mounted keypad is battery operated making it the perfect solution for retrofitting. The keypad also has flexible usage options - multiple codes and the ability to control up to five different functions, such as garage door and lighting, etc.

Keypad



ACCESS PACK 4 ○ (Includes safety pack 1)

All the benefits of the standard keypad but with an added courier function. The courier function offers a simple and safe solution for receiving parcels into your garage. Choose to program your door to open a short distance for parcels to be posted underneath by an access code or by pressing the red button at the bottom of the keypad.



Keypad



SAFETY PACKS



SAFETY PACK 1 ○

Add non-contact obstruction detection with Photoeye that uses an infra-red light beam across the opening to stop the door when the beam is broken.

Photoeye



PLACING YOU IN CONTROL...

Scan the QR codes to watch the videos!

TRANSMITTERS



THE PEARL VIBE

The Pearl Vibe transmitter option vibrates in your hand confirming that the control unit has received your command. It can also confirm if your door is open or closed using bidirectional communication between the opener and transmitter.

Adding additional transmitters is simple - choose Pearl Twin or Pearl transmitters or the bidirectional capability of the Pearl Vibe, below.



Pearl Vibe with
bidirectional
communication

POWER PACKS



POWER PACK

In the case of an emergency, integrated with the control unit, the Battery Pack will supply power during power outages allowing you to open and close your garage door for up to 5 cycles.



Battery

SMART PACKS



SMART PACK

Include your garage door in your smart home world. Check the position of your garage door using your smart home system keeping everything in one place for the ultimate convenience.



Output



SOMWEB SMART PHONE CONTROL

The SOMweb system enables you to control up to 10 garage doors via a smartphone app or web browser. You can even receive real-time notifications of your doors movements via the app or e-mail. SOMweb is the secure Smart Home solution where your data stays in the garage. Your data is kept safe, as it is not saved on external servers, so quite literally remains at home. For the door to be operated remotely, safety photocells are supplied with the Somweb system.

Photoeye



CarTeck MOTOR

RELIABILITY MADE EASY!

KEEPING THINGS SIMPLE

The CarTeck MOTOR offers simplicity and reliability rolled into one. With a choice of accessories, controlling your garage door is effortless and with myQ, you can control your garage door from anywhere with a tap on your phone or tablet.



The CarTeck MOTOR L60 & L75 both offer incredibly smooth and super-quiet garage door operation via a multi-frequency remote transmitter and have an integrated, powerful LED lighting system.

Our doors and openers are independently tested and certified to all current safety legislation and carry a CE/UKCA mark.



CARTECK MOTOR L60

The CarTeck MOTOR L60 can lift doors up to 123kg. Included as standard are 2 x 4-channel remote transmitters. It is compatible with all accessories - see page 21.



CARTECK MOTOR L75

The CarTeck MOTOR L75 can lift all door sizes. Included as standard are 2 x 4-channel remote transmitters and a wireless 2-channel wall switch. It is compatible with all accessories - see page 21.

	POWER	TRANSMITTERS	SPEED	LIGHTING	OPTIONS
MOTOR L75	750N	2 x 4-Channel Remote Transmitters & Wireless Wall Switch	200mm/sec ➡➡➡➡	1 x LED Motor Light	All accessories see facing page
MOTOR L60	600N	2 x 4-Channel Remote Transmitters	160mm/sec ➡➡➡	1 x LED Motor Light	All accessories see facing page

4-CHANNEL REMOTE TRANSMITTER

With extra large buttons for comfortable use and an attractive compact design, the CarTeck MOTOR's 4-channel remote transmitter makes it possible to control up to four doors.



SMART PHONE CONTROL WITH myQ

For complete control, integrate your garage door with your smart home for unrivalled convenience and security with myQ. myQ connects your garage door to your internet so you can control from your smart phone or tablet*.



Light barrier

***Requires a light barrier for safe remote operation.**



VERSATILE, SMART CONTROL



WIRELESS KEYPAD 433 MHz

The CarTeck MOTOR's wireless keypad is suitable for internal and external use and is simple to install. Set up a 4-digit pin for convenient and effortless access without the need to carry a key. You can also set up temporary codes for visitors.



WIRELESS 2-CHANNEL WALL CONTROL

The CarTeck MOTOR's wireless 2-channel wall control is suitable for internal use only - its elegant design is at home in any style of interior. Control up to two garage doors without needing your remote control to hand.




myQ LED RADIO LIGHT

For optimal illumination, the CarTeck MOTOR's myQ LED radio light has flexible positioning options allowing for installation on the ceiling or wall (within 180cm of a 220V plug socket). Providing 1500 lumen and 4000k light, the light can be controlled via the myQ app on a smart phone or with a remote control.

EXTERNAL RELEASE

In the event of power failure, the motor can be disengaged using the discreet external release. This should be fitted if no alternative access to the garage is available to allow manual operation of the door until power returns.



Harmony in simplicity

**SIMPLE
SOLUTIONS**



MADE TO MEASURE MADE TO LAST

SUPERB MANUFACTURING

Our door leaves compromise eight different layers, which gives them extraordinary wear resistance and durability.

- a** Sealed top coating
- b** Highly effective adhesion primer
- c** Corrosion-resistant galvanized
- d** Steel core
- e** Corrosion-resistant galvanized
- f** Highly effective adhesion primer
- g** Protective coat on rear side
- h** Highly-stable core made of special foam with integrated thermal insulation

Whether you have a new garage or you're updating the look of your home, choosing quality protects the value of your home – for tomorrow and the generations to come.

As a family business, we see things in the same light. Only a solution that retains its value for years is really a good investment...

Insulated CarTeck Automatic



MATCHED FRAMES

A simple one, but overlooked by many other garage door companies. Teckentrup doors all have colour matching frames, giving your new door serious kerb-appeal.

CORROSION PROTECTION

A special plastic element separates the vertical frame sections from the floor. Whether after a rain shower or in the case of creeping dampness - the design ensures that the base area is always aerated, dries quickly, and is hence better protected against corrosion.



DURABLE SURFACE PROTECTION

The galvanized garage door frames have a high-quality top coating. This protects the doors from external influences and they remain just as decorative after several years as they were on the first day, with just a little regular care and maintenance.

EXACT FIT DIMENSIONS



Whether you're renovating or building anew - Teckentrup sectional garage doors fit perfectly into every installation situation*. Door widths of up to 5.5m and door heights of up to 3m are made to measure for the right fit. Every door is superbly manufactured to exacting standards.

*It is important to remember that the opening into which the door is fitted must be in good condition. If the threshold, walls and lintel are uneven, broken or sloping, a new door will not fit this! Talk to your garage door specialist about any remedial work that may be necessary to the opening to ensure the best possible installation.

For sloping thresholds, see solution on page 10.

To achieve a door height, Teckentrup uses a mix of different panel heights and different depth bottom profiles of 0mm, 9mm, 17mm & 32mm.

0mm Bottom Profile



32mm Bottom Profile



This image shows the 32mm bottom profile compared to the 0mm bottom profile shown in the image above.

MAINTENANCE

Doors must be maintained as per the supplied Installation, Operating and Maintenance Manual by a Garage Door Specialist. Failure to carry out the required maintenance at the advised interval will invalidate the warranty.

CLEANING ON INSTALLATION

After the installation has been completed, clean and dry the door thoroughly inside and out with warm soapy water to remove any grease, dust and metal fragments from the door (these will discolour the door finish if left on the door).

CLEANING

The door should be washed with a car shampoo or similar, every two months, to prevent the build up of dirt, salt, grit and other corrosive substances. If the door is in an area prone to coastal corrosion from airborne salts, the door should be cleaned monthly. Furthermore, cleaning lifting gear with a cloth soaked in a light oil will help to protect your door from corrosion – it must be accepted that salt air is very aggressive and extra care is required.

No caustic, abrasive or corrosive chemicals and substances, flood water, water runoff, or runoff from lead, copper or galvanic metal flashing should be allowed to come into contact with the door. Contaminants can lead to oxidation spots on the external face of the door. Windows that have a mock lead effect may show a white residue due to oxidation over time, this should be removed should it contact painted surfaces.

Ash, cement, dust, animal waste, or foreign substances should be removed immediately. Failure to ensure the door is cleaned and maintained as described will invalidate the doors' warranty.

SAFETY ABOVE ALL

Safe operation of an insulated CarTeck Automatic is the overriding priority of every design decision we make. Precise manufacturing tolerances ensure quality is high and long-term reliability and durability is inherent, which in turn maintains safety.



FINGER SAFE & HAND PROTECTION

The patented finger pinch protection at panel joints protects you from injury.

Protection at the side of the door prevents a hand from being accidentally caught between the frame and guide rail.



QUIET DOOR OPERATION

Innovative designs worked out in great detail, such as rollers made from special plastic, ensure quiet opening and closing. Rattling door movements are a thing of the past.

EXTERNAL RELEASE

In the event of power failure, the motor can be disengaged using the discreet external release. This should be fitted if no alternative access to the garage is available to allow manual operation of the door until power returns.



SAFETY SENSING

The motor control units' safety circuits monitor force levels many times every second. If the door encounters an obstruction, it is instantly sensed and the motor stops and reverses a short distance.



Concealed springs shown from above with the covers removed.

CONCEALED SPRINGS


Where is the best and safest place for springs? One place - concealed and enclosed, high up in top trays, safely away from fingers. The trays also keep the springs in pristine condition, ensuring long-term smooth and quiet operation.



Safe, concealed springs



Visible, dust traps and potentially within reach of inquisitive little fingers



For information on what performance you can expect from your garage door, visit the Honesty Page on the Teckentrup website -

www.teckentrup.co.uk/garage-doors/the-honesty-page



HONESTY PAGE
- SCAN ME!

The warranty periods only apply to products that have been correctly installed as per the instructions, maintained by a Garage Door Specialist and operated and cleaned in accordance with the requirements set out in the operating and maintenance sections of instructions and labels.

CARTECK SECTIONAL WARRANTY

2-year manufacturer's guarantee

- on polymer and aluminium window units

*5-year manufacturer's guarantee

- on SLX & GSA Vision windows, rollers, hinges, cable pulleys, cables and standard springs (opening/closing max. 5 times a day)

10-year manufacturer's guarantee

- on panels against rust penetration from inside to outside
- against door panel separation of steel from foam
- on material and manufacturing flaws of all non-moving parts of the frame that are verifiably unusable or whose usability is substantially compromised
- on floor seal, intermediate seals, side seals and lintel seal against rotting

The guarantee does not apply to doors that are subjected to extreme conditions, e.g. corrosive influences resulting from use in a coastal climate with high salt content.

*2-year for Super Size

CARTECK PAINT FINISH WARRANTY

5-year manufacturer's guarantee excluding coastal areas

- on peeling and blistering (normal colour fade excluded)

3-year manufacturer's guarantee for coastal locations on doors with the coastal paint upgrade

- on peeling and blistering (normal colour fade excluded) on the external face of the panels (not covering bleed from hardware)

CARTECK DRIVE & CARTECK MOTOR WARRANTY

*5-year manufacturer's guarantee

- on mechanical defects, material and manufacturing flaws (opening/closing max. 5 times a day)**

*1-year for Super Size

** Consumable Items are not included within warranty terms and conditions: hand transmitters, light bulbs, fuses & batteries.

Terms & conditions apply - see: www.teckentrup.co.uk

Our doors and openers are independently tested and certified to all current safety legislation and carry a CE/UKCA mark.



MAXIMUM SAFETY & PERFORMANCE

TECKENTRUP
DOOR SOLUTIONS

CarTeck Automatic Solid

Matching personnel doors available.



The Modern Master

Simple, clean design sets apart the insulated CarTeck Automatic Solid as the contemporary choice.



CarTeck Solid - Smooth Anthracite Grey RAL 7016 with Rectangle 3 Windows

Image courtesy of Oxley Garage Doors

Scan me to see more!



CarTeck Solid - Smooth Anthracite Grey RAL 7016 with Alpha Windows

Surface Textures



Smooth



Woodgrain



Stucco



Micro-profiled



A note about colour

Where doors are exposed to direct sunlight, dark colours should be avoided.

RAL/BS references for colours are provided as a guide only to the nearest similar RAL/BS colour. Colours will not match to other RAL/BS finishes due to different coating processes, gloss levels, substrates and textures. Similarly, special RAL, BS, wood effects or other colours will not be a precise match.

Colours shown are limited in accuracy by the printing process - samples should always be requested.

Golden Oak & Winchester are laminate finishes. Night Oak & Rosewood have a painted finish.

Wood Design frame legs, headers & 3D profiles in Night Oak & Rosewood are finished in a complimenting painted wood effect finish but will not match precisely. Golden Oak & Winchester are finished in a flat colour RAL 8014. TT9016 Bling White frame legs, headers & 3D profiles are finished in RAL 9016.

If you are matching to other finishes, particularly wood effects such as Rosewood, Golden Oak, Night Oak or Winchester, always request a sample.

All frame legs, headers & 3D profiles are available in smooth finish only.

Trend colours



☐ Doors can also be coloured to any RAL shade

<input type="checkbox"/> White RAL 9016	<input type="checkbox"/> TT9016 Bling White with micaeous iron ore particles glitter effect	<input type="checkbox"/> Ice Crystal Grey Aluminium	<input type="checkbox"/> White Aluminium RAL 9006
<input type="checkbox"/> Grey Aluminium RAL 9007	<input type="checkbox"/> Light Grey RAL 7035	<input type="checkbox"/> Window Grey RAL 7040	<input type="checkbox"/> Quartz Grey RAL 7039
<input type="checkbox"/> Umbra Grey RAL 7022	<input type="checkbox"/> Slate Grey RAL 7015	<input type="checkbox"/> Anthracite Grey RAL 7016	<input type="checkbox"/> Anthracite Textured RAL 7016
<input type="checkbox"/> TT 703 A special satin metallic effect (grey with micaeous iron ore particles)	<input type="checkbox"/> Jet Black RAL 9005	<input type="checkbox"/> Steel Blue RAL 5011	<input type="checkbox"/> Moss Green RAL 6005
<input type="checkbox"/> Fir Green RAL 6009	<input type="checkbox"/> Flame Red RAL 3000	<input type="checkbox"/> Sepia Brown RAL 8014	<input type="checkbox"/> Cream RAL 9001

TREND+ colours

<input type="checkbox"/> Agate Grey RAL 7038	<input type="checkbox"/> Silver Grey RAL 7001	<input type="checkbox"/> Pebble Grey RAL 7032	<input type="checkbox"/> Stone Grey RAL 7030
<input type="checkbox"/> Mouse Grey RAL 7005	<input type="checkbox"/> Basalt Grey RAL 7012	<input type="checkbox"/> Graphite Grey RAL 7024	<input type="checkbox"/> Granite Grey RAL 7026
<input type="checkbox"/> Graphite Black RAL 9011	<input type="checkbox"/> Signal Black RAL 9004	<input type="checkbox"/> Gentian Blue RAL 5010	<input type="checkbox"/> Pigeon Blue RAL 5014
<input type="checkbox"/> Chartwell Green BS 14 C 35	<input type="checkbox"/> Sage Green RAL 130 60 10	<input type="checkbox"/> Burgundy RAL 3004	<input type="checkbox"/> Ruby Red RAL 3003
<input type="checkbox"/> Terra Brown RAL 8028	<input type="checkbox"/> Nut Brown RAL 8011	<input type="checkbox"/> Light Ivory RAL 1015	<input type="checkbox"/> Pure White RAL 9010

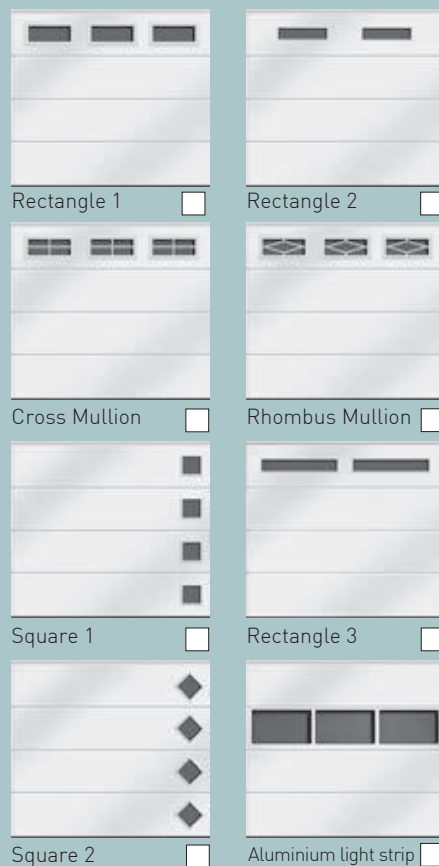
Wood effects

<input type="checkbox"/> Golden Oak	<input type="checkbox"/> Rosewood	<input type="checkbox"/> Night Oak	<input type="checkbox"/> Winchester
-------------------------------------	-----------------------------------	------------------------------------	-------------------------------------



CarTeck Solid - Smooth White RAL 9016

Windows



The images above show popular window combinations. If you'd like alternative window configuration, just ask!

For extra special windows and decals, see our Bling section on pages 38 & 39.

Automation



Ambience pack 1 ☐
Ambience pack 2 ☐
Ambience pack 3 ☐
Ambience pack 4 ☐



Parking pack 1 ☐
Parking pack 2 ☐



Smart Pack ☐



Security pack 1 ☐
Security pack 2 ☐



Access pack 1 ☐
Access pack 2 ☐
Access pack 3 ☐
Access pack 4 ☐



Pearl Vibe ☐



Power Pack ☐



Safety Pack ☐

For pack details see page 16-19

CarTeck Automatic Centre Ribbed ☐

The Style Master

Our most popular style. The insulated CarTeck Automatic's centre ribbed proportions give the door a refined designer feel that just works!

Matching personnel
doors available.



CarTeck Centre Rib - Grey Aluminium RAL 9007

Scan me to
see more!



CarTeck Centre Ribbed - Smooth Jet Black RAL 9005

Surface Textures



Smooth



Woodgrain



Stucco



Micro-profiled



A note about colour

Where doors are exposed to direct sunlight, dark colours should be avoided.

RAL/BS references for colours are provided as a guide only to the nearest similar RAL/BS colour. Colours will not match to other RAL/BS finishes due to different coating processes, gloss levels, substrates and textures. Similarly, special RAL, BS, wood effects or other colours will not be a precise match.

Colours shown are limited in accuracy by the printing process - samples should always be requested.

Golden Oak & Winchester are laminate finishes. Night Oak & Rosewood have a painted finish.

Wood Design frame legs, headers & 3D profiles in Night Oak & Rosewood are finished in a complimenting painted wood effect finish but will not match precisely. Golden Oak & Winchester are finished in a flat colour RAL 8014. TT9016 Bling White frame legs, headers & 3D profiles are finished in RAL 9016.

If you are matching to other finishes, particularly wood effects such as Rosewood, Golden Oak, Night Oak or Winchester, always request a sample.

All frame legs, headers & 3D profiles are available in smooth finish only.

Trend colours



☐ Doors can also be coloured to any RAL shade

<input type="checkbox"/> White RAL 9016	<input type="checkbox"/> TT9016 Bling White with micaeous iron ore particles glitter effect	<input type="checkbox"/> Ice Crystal Grey Aluminium	<input type="checkbox"/> White Aluminium RAL 9006
<input type="checkbox"/> Grey Aluminium RAL 9007	<input type="checkbox"/> Light Grey RAL 7035	<input type="checkbox"/> Window Grey RAL 7040	<input type="checkbox"/> Quartz Grey RAL 7039
<input type="checkbox"/> Umbra Grey RAL 7022	<input type="checkbox"/> Slate Grey RAL 7015	<input type="checkbox"/> Anthracite Grey RAL 7016	<input type="checkbox"/> Anthracite Textured RAL 7016
<input type="checkbox"/> TT 703 A special satin metallic effect (grey with micaeous iron ore particles)	<input type="checkbox"/> Jet Black RAL 9005	<input type="checkbox"/> Steel Blue RAL 5011	<input type="checkbox"/> Moss Green RAL 6005
<input type="checkbox"/> Fir Green RAL 6009	<input type="checkbox"/> Flame Red RAL 3000	<input type="checkbox"/> Sepia Brown RAL 8014	<input type="checkbox"/> Cream RAL 9001

TREND+ colours

<input type="checkbox"/> Agate Grey RAL 7038	<input type="checkbox"/> Silver Grey RAL 7001	<input type="checkbox"/> Pebble Grey RAL 7032	<input type="checkbox"/> Stone Grey RAL 7030
<input type="checkbox"/> Mouse Grey RAL 7005	<input type="checkbox"/> Basalt Grey RAL 7012	<input type="checkbox"/> Graphite Grey RAL 7024	<input type="checkbox"/> Granite Grey RAL 7026
<input type="checkbox"/> Graphite Black RAL 9011	<input type="checkbox"/> Signal Black RAL 9004	<input type="checkbox"/> Gentian Blue RAL 5010	<input type="checkbox"/> Pigeon Blue RAL 5014
<input type="checkbox"/> Chartwell Green BS 14 C 35	<input type="checkbox"/> Sage Green RAL 130 60 10	<input type="checkbox"/> Burgundy RAL 3004	<input type="checkbox"/> Ruby Red RAL 3003
<input type="checkbox"/> Terra Brown RAL 8028	<input type="checkbox"/> Nut Brown RAL 8011	<input type="checkbox"/> Light Ivory RAL 1015	<input type="checkbox"/> Pure White RAL 9010

Wood effects

<input type="checkbox"/> Golden Oak	<input type="checkbox"/> Rosewood	<input type="checkbox"/> Night Oak	<input type="checkbox"/> Winchester
-------------------------------------	-----------------------------------	------------------------------------	-------------------------------------



CarTeck Centre Ribbed - Smooth Wood Effect Golden Oak

Windows

<input type="checkbox"/> Rectangle 1	<input type="checkbox"/> Rectangle 2
<input type="checkbox"/> Cross Mullion	<input type="checkbox"/> Rhombus Mullion
<input type="checkbox"/> Square 1	<input type="checkbox"/> Rectangle 3
<input type="checkbox"/> Square 2	<input type="checkbox"/> Aluminium light strip



The images above show popular window combinations. If you'd like alternative window configuration, just ask!

For extra special windows and decals, see our Bling section on pages 38 & 39.

Automation



Ambience pack 1 ☐
Ambience pack 2 ☐
Ambience pack 3 ☐
Ambience pack 4 ☐



Parking pack 1 ☐
Parking pack 2 ☐



Smart Pack ☐



Security pack 1 ☐
Security pack 2 ☐



Access pack 1 ☐
Access pack 2 ☐
Access pack 3 ☐
Access pack 4 ☐



Pearl Vibe ☐



Power Pack ☐



Safety Pack ☐

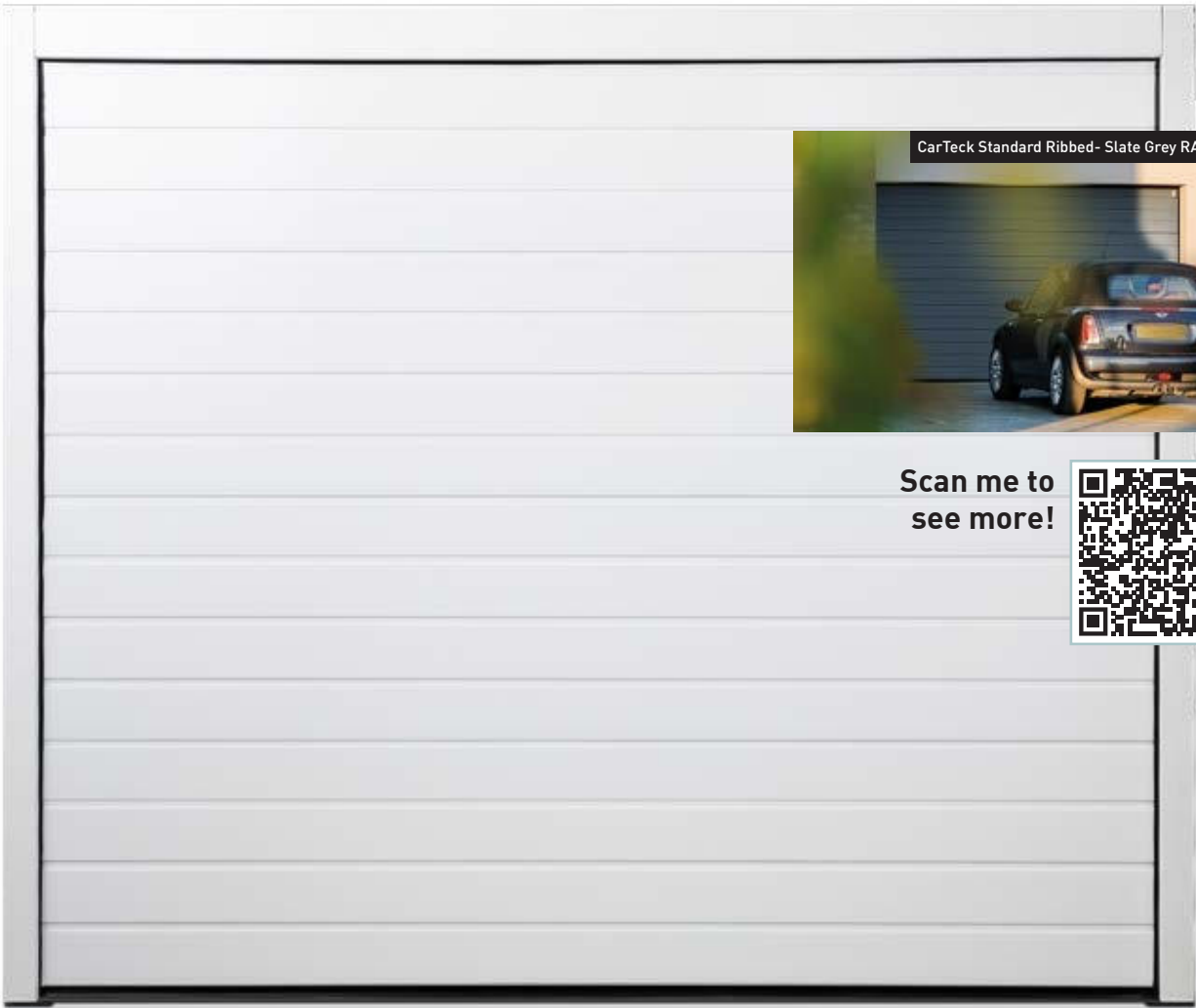
For pack details see page 16-19

CarTeck Automatic Standard Ribbed ☐

Simple, Timeless

The insulated CarTeck Automatic's horizontal rib styling is a wonderfully simple way to create a design that is at home on any style of house. Choose white, wood effect or add a splash of colour!

Matching personnel
doors available.



CarTeck Standard Ribbed - Slate Grey RAL 7015

Scan me to
see more!



CarTeck Standard Ribbed - Smooth White RAL 9016

Surface Textures



Smooth



Woodgrain



Stucco



Micro-profiled



A note about colour

Where doors are exposed to direct sunlight, dark colours should be avoided.

RAL/BS references for colours are provided as a guide only to the nearest similar RAL/BS colour. Colours will not match to other RAL/BS finishes due to different coating processes, gloss levels, substrates and textures. Similarly, special RAL, BS, wood effects or other colours will not be a precise match.

Colours shown are limited in accuracy by the printing process - samples should always be requested.

Golden Oak & Winchester are laminate finishes. Night Oak & Rosewood have a painted finish.

Wood Design frame legs, headers & 3D profiles in Night Oak & Rosewood are finished in a complimenting painted wood effect finish but will not match precisely. Golden Oak & Winchester are finished in a flat colour RAL 8014. TT9016 Bling White frame legs, headers & 3D profiles are finished in RAL 9016.

If you are matching to other finishes, particularly wood effects such as Rosewood, Golden Oak, Night Oak or Winchester, always request a sample.

All frame legs, headers & 3D profiles are available in smooth finish only.

Trend colours



☐ Doors can also be coloured to any RAL shade

<input type="checkbox"/> White RAL 9016	<input type="checkbox"/> TT9016 Bling White with micaeous iron ore particles glitter effect	<input type="checkbox"/> Ice Crystal Grey Aluminium	<input type="checkbox"/> White Aluminium RAL 9006
<input type="checkbox"/> Grey Aluminium RAL 9007	<input type="checkbox"/> Light Grey RAL 7035	<input type="checkbox"/> Window Grey RAL 7040	<input type="checkbox"/> Quartz Grey RAL 7039
<input type="checkbox"/> Umbra Grey RAL 7022	<input type="checkbox"/> Slate Grey RAL 7015	<input type="checkbox"/> Anthracite Grey RAL 7016	<input type="checkbox"/> Anthracite Textured RAL 7016
<input type="checkbox"/> TT 703 A special satin metallic effect (grey with micaeous iron ore particles)	<input type="checkbox"/> Jet Black RAL 9005	<input type="checkbox"/> Steel Blue RAL 5011	<input type="checkbox"/> Moss Green RAL 6005
<input type="checkbox"/> Fir Green RAL 6009	<input type="checkbox"/> Flame Red RAL 3000	<input type="checkbox"/> Sepia Brown RAL 8014	<input type="checkbox"/> Cream RAL 9001

TREND+ colours

<input type="checkbox"/> Agate Grey RAL 7038	<input type="checkbox"/> Silver Grey RAL 7001	<input type="checkbox"/> Pebble Grey RAL 7032	<input type="checkbox"/> Stone Grey RAL 7030
<input type="checkbox"/> Mouse Grey RAL 7005	<input type="checkbox"/> Basalt Grey RAL 7012	<input type="checkbox"/> Graphite Grey RAL 7024	<input type="checkbox"/> Granite Grey RAL 7026
<input type="checkbox"/> Graphite Black RAL 9011	<input type="checkbox"/> Signal Black RAL 9004	<input type="checkbox"/> Gentian Blue RAL 5010	<input type="checkbox"/> Pigeon Blue RAL 5014
<input type="checkbox"/> Chartwell Green BS 14 C 35	<input type="checkbox"/> Sage Green RAL 130 60 10	<input type="checkbox"/> Burgundy RAL 3004	<input type="checkbox"/> Ruby Red RAL 3003
<input type="checkbox"/> Terra Brown RAL 8028	<input type="checkbox"/> Nut Brown RAL 8011	<input type="checkbox"/> Light Ivory RAL 1015	<input type="checkbox"/> Pure White RAL 9010

Wood effects

<input type="checkbox"/> Golden Oak	<input type="checkbox"/> Rosewood	<input type="checkbox"/> Night Oak	<input type="checkbox"/> Winchester
-------------------------------------	-----------------------------------	------------------------------------	-------------------------------------



CarTeck Standard Ribbed - Smooth Wood Effect Rosewood

Windows

<input type="checkbox"/> Rectangle 1	<input type="checkbox"/> Rectangle 2
<input type="checkbox"/> Cross Mullion	<input type="checkbox"/> Rhombus Mullion
<input type="checkbox"/> Square 1	<input type="checkbox"/> Rectangle 3
<input type="checkbox"/> Square 2	<input type="checkbox"/> Aluminium light strip



The images above show popular window combinations. If you'd like alternative window configuration, just ask!

For extra special windows and decals, see our Bling section on pages 38 & 39.

Automation



Ambience pack 1 ☐
Ambience pack 2 ☐
Ambience pack 3 ☐
Ambience pack 4 ☐



Parking pack 1 ☐
Parking pack 2 ☐



Smart Pack ☐



Security pack 1 ☐
Security pack 2 ☐



Access pack 1 ☐
Access pack 2 ☐
Access pack 3 ☐
Access pack 4 ☐



Pearl Vibe ☐



Power Pack ☐



Safety Pack ☐

For pack details see page 16-19

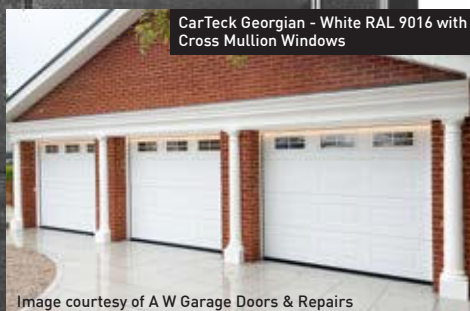
CarTeck Automatic Georgian

Matching personnel doors available.



The Classic

The insulated CarTeck Automatic's georgian design features are a timeless favourite and work beautifully with the addition of windows for an added accent and natural light.



Scan me to see more!



CarTeck Georgian - Woodgrain Jet Black RAL 9005

Surface Textures



Woodgrain

A note about colour

Where doors are exposed to direct sunlight, dark colours should be avoided.

RAL/BS references for colours are provided as a guide only to the nearest similar RAL/BS colour. Colours will not match to other RAL/BS finishes due to different coating processes, gloss levels, substrates and textures. Similarly, special RAL, BS, wood effects or other colours will not be a precise match.

Colours shown are limited in accuracy by the printing process - samples should always be requested.

Golden Oak & Winchester are laminate finishes. Night Oak & Rosewood have a painted finish.

Wood Design frame legs, headers & 3D profiles in Night Oak & Rosewood are finished in a complimenting painted wood effect finish but will not match precisely. Golden Oak & Winchester are finished in a flat colour RAL 8014. TT9016 Bling White frame legs, headers & 3D profiles are finished in RAL 9016.

If you are matching to other finishes, particularly wood effects such as Rosewood, Golden Oak, Night Oak or Winchester, always request a sample.

All frame legs, headers & 3D profiles are available in smooth finish only.

Trend colours



☐ Doors can also be coloured to any RAL shade

<input type="checkbox"/> White RAL 9016	<input type="checkbox"/> TT9016 Bling White with micaceous iron ore particles glitter effect	<input type="checkbox"/> Ice Crystal Grey Aluminium	<input type="checkbox"/> White Aluminium RAL 9006
<input type="checkbox"/> Grey Aluminium RAL 9007	<input type="checkbox"/> Light Grey RAL 7035	<input type="checkbox"/> Window Grey RAL 7040	<input type="checkbox"/> Quartz Grey RAL 7039
<input type="checkbox"/> Umbra Grey RAL 7022	<input type="checkbox"/> Slate Grey RAL 7015	<input type="checkbox"/> Anthracite Grey RAL 7016	<input type="checkbox"/> Anthracite Textured RAL 7016
<input type="checkbox"/> TT 703 A special satin metallic effect (grey with micaceous iron ore particles)	<input type="checkbox"/> Jet Black RAL 9005	<input type="checkbox"/> Steel Blue RAL 5011	<input type="checkbox"/> Moss Green RAL 6005
<input type="checkbox"/> Fir Green RAL 6009	<input type="checkbox"/> Flame Red RAL 3000	<input type="checkbox"/> Sepia Brown RAL 8014	<input type="checkbox"/> Cream RAL 9001

TREND+ colours

<input type="checkbox"/> Agate Grey RAL 7038	<input type="checkbox"/> Silver Grey RAL 7001	<input type="checkbox"/> Pebble Grey RAL 7032	<input type="checkbox"/> Stone Grey RAL 7030
<input type="checkbox"/> Mouse Grey RAL 7005	<input type="checkbox"/> Basalt Grey RAL 7012	<input type="checkbox"/> Graphite Grey RAL 7024	<input type="checkbox"/> Granite Grey RAL 7026
<input type="checkbox"/> Graphite Black RAL 9011	<input type="checkbox"/> Signal Black RAL 9004	<input type="checkbox"/> Gentian Blue RAL 5010	<input type="checkbox"/> Pigeon Blue RAL 5014
<input type="checkbox"/> Chartwell Green BS 14 C 35	<input type="checkbox"/> Sage Green RAL 130 60 10	<input type="checkbox"/> Burgundy RAL 3004	<input type="checkbox"/> Ruby Red RAL 3003
<input type="checkbox"/> Terra Brown RAL 8028	<input type="checkbox"/> Nut Brown RAL 8011	<input type="checkbox"/> Light Ivory RAL 1015	<input type="checkbox"/> Pure White RAL 9010

Wood effects

<input type="checkbox"/> Golden Oak	<input type="checkbox"/> Rosewood	<input type="checkbox"/> Night Oak	<input type="checkbox"/> Winchester
-------------------------------------	-----------------------------------	------------------------------------	-------------------------------------



Carteck Georgian - Woodgrain White RAL 9016

Windows



Rectangle 1 ☐



Cross Mullion ☐



Rhombus Mullion ☐

Automation



Ambience pack 1 ☐
Ambience pack 2 ☐
Ambience pack 3 ☐
Ambience pack 4 ☐



Parking pack 1 ☐
Parking pack 2 ☐



Smart Pack ☐



Security pack 1 ☐
Security pack 2 ☐



Access pack 1 ☐
Access pack 2 ☐
Access pack 3 ☐
Access pack 4 ☐



Pearl Vibe ☐



Power Pack ☐



Safety Pack ☐

For pack details see page 16-19


CarTeck Automatic Wood Effect

Matching personnel doors available.



Rich woodtones

Our wide grain wood effect finishes are grained to give a much more natural look than close grain finishes.



CarTeck Georgian - Woodgrain Wood Effect Golden Oak

Life-like Wood effect


Our wood effect doors definitely look the part - characterful woodgraining brings these designs to life.

Surface Texture for Georgian



Woodgrain

Surface Textures for Standard Rib, Centre Rib & Solid



Smooth
Rosewood &
Night Oak



Smooth
Golden Oak

Wood effects*



Golden Oak ☐ Rosewood ☐ Night Oak ☐ Winchester ☐

***Please note: Golden Oak & Winchester are laminate finishes. Night Oak & Rosewood have a painted finish.**

Centre Rib Rosewood ☐




Centre Rib Golden Oak ☐



Optional Golden Oak frame & header slip-over covers

We have matching frames and 3D profile kits available for most trend colours. Golden Oak is the exception, and to provide a simple solution - slip-over profile kits for frame legs and headers!

The profiles are supplied in standard lengths to be trimmed to size on site. Aside from drilling at the frame top to allow for the header piece fixings, the covers just slip on and can be silenced in position.



Better scratch resistance & UV stability

Night Oak & Rosewood have a paint finished surface instead of the traditional surface bonded film. They outperform films for scratch resistance. The paint finish is also more UV stable over time, retaining colour for longer and less prone to the finish becoming "milky" in strong sunlight.

Solid Night Oak ☐



Solid Winchester ☐



A note about colour

Where doors are exposed to direct sunlight, dark colours should be avoided.

RAL/BS references for colours are provided as a guide only to the nearest similar RAL/BS colour. Colours will not match to other RAL/BS finishes due to different coating processes, gloss levels, substrates and textures. Similarly, special RAL, BS, wood effects or other colours will not be a precise match.

Colours shown are limited in accuracy by the printing process - samples should always be requested.

Golden Oak & Winchester are laminate finishes. Night Oak & Rosewood have a painted finish.

Wood Design frame legs, headers & 3D profiles in Night Oak & Rosewood are finished in a complimentary painted wood effect finish but will not match precisely. Golden Oak & Winchester are finished in a flat colour RAL 8014. TT9016 Bling White frame legs, headers & 3D profiles are finished in RAL 9016.

If you are matching to other finishes, particularly wood effects such as Rosewood, Golden Oak, Night Oak or Winchester, always request a sample.


All frame legs, headers & 3D profiles are available in smooth finish only.



Scratch-resistant Polymer
Double Pane
Clear



Scratch-resistant Polymer
Double Pane*
Frosted



Scratch-resistant Polymer
Double Pane*
Satin

*The exterior pane is Frosted/Satin and the interior pane is Clear.

Our glazing elements.

Glazing Elements

Scratch-resistant Polymer, double glazed windows in attractive designs allow natural light into your garage.

As harmonious integration or intentional contrast – aligned with other facades and windows, vision elements play a key role in shaping the overall architecture of your house.



Window frames are coloured to be similar to the door panel. Selected Trend colours & wood design windows are finished in a complementary flat colour for Golden Oak (RAL8003), Rosewood (RAL8016), Night Oak (RAL8014), Winchester (RAL8001), Textured Anthracite (RAL7016), Ice Crystal Grey Aluminium (RAL9007) and TT9016 Bling White (RAL9016). The surrounds on aluminium GSA window sections are finished in a smooth finish.

Window frame colour shade and surface lustre will show a variance from the panel finish as the base material and coating methods are different.



Rectangle 1



Rectangle 2*



Cross mullion



Rhombus Mullion



Square 1*



Rectangle 3*



Square 2*



GSA Aluminium light strip

*Not available on Georgian style



The images above show popular window combinations. If you'd like alternative window configuration, just ask!

For extra special windows and decals, see our Bling section on pages 38 & 39.

Teckentrup Bling!

Available on:



CarTeck Automatic
Solid



CarTeck Automatic
Centre Ribbed



CarTeck Automatic
Standard Ribbed




Bling Windows

Windows

High-grade window units add natural daylight with a contemporary twist. Windows are constructed with an aluminium casement and polymer glazing unit.


Glazing Styles



Satin



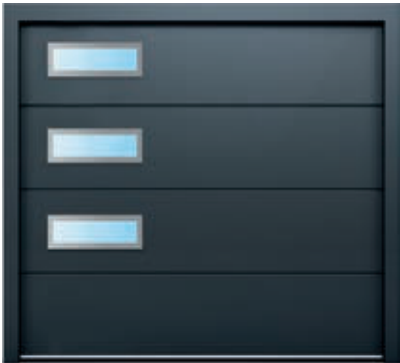
Clear



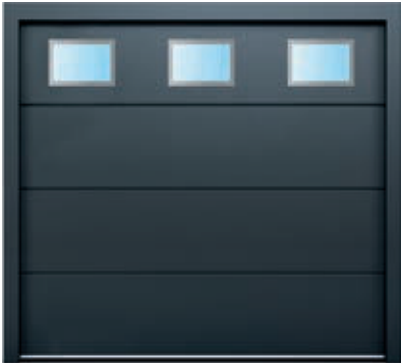
☐ Athena
406mm x 203mm



☐ Versus
900mm x 1000mm



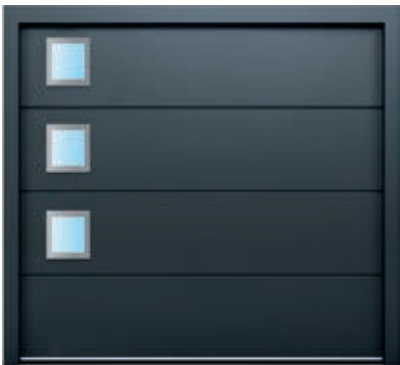
☐ Sigma
610mm x 200mm



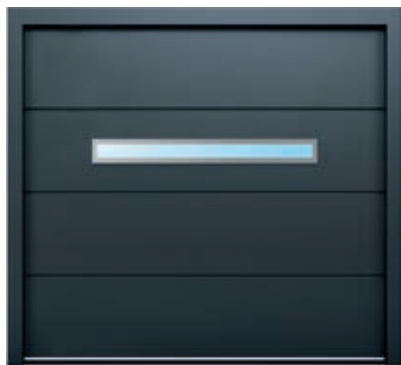
☐ Gamma
534mm x 344mm



☐ Zeta
ø280mm



☐ Alpha
280mm x 280mm



☐ Kappa
1860mm x 180mm

More!

Extras

Finishing touches to make your door easier to use.



LETTER BOXES



Letter boxes are available finished in Satin Nickel as standard with an option for Gold, Rose Gold, Chrome, Black, White or Anthracite.

SPY HOLES



PET FLAPS

Pet Flaps, usually fitted to the bottom panel of a door!



ANYTHING ELSE?

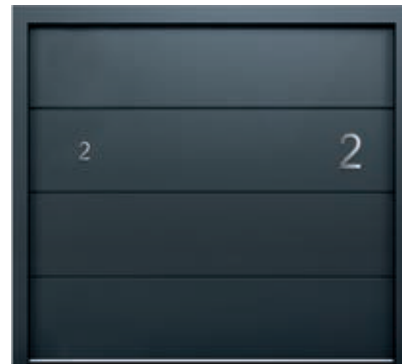
If you can think of anything else you would like to incorporate onto your door, just ask and we'll see if we can make it happen!

Design Accents




Decals

High-grade alunox decals are factory bonded to your door for added visual appeal. Each decal can be positioned to suit your sense of design, however, popular arrangements are shown here.




☐ Writing
100mm/200mm


Decorative Decal Options




☐ Access 1
431mm x 40mm



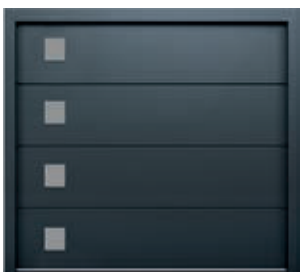
☐ Access 2
430mm x 40mm



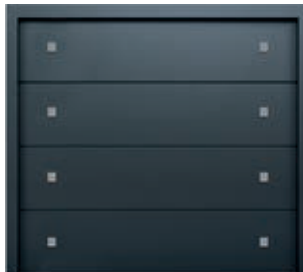
☐ Access 3
215mm x 40mm



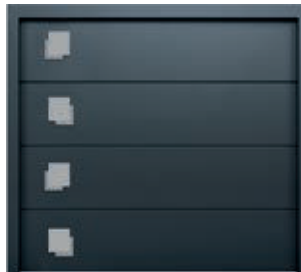
☐ Access 4
400mm x 86mm



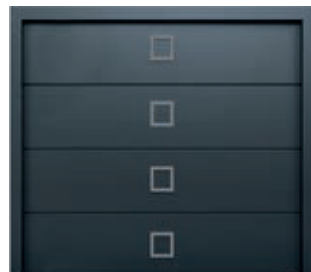
☐ Access 5
180mm x 180mm



☐ Access 6
70mm x 70mm



☐ Access 7
150mm x 150mm



☐ Access 8
194mm x 194mm

The images above and left show the most popular combinations. If you'd like alternative configuration, just ask!

SLX Vision

For a panoramic presence look no further than the CarTeck SLX Vision. The doors employ the same market-leading sectional lifting gear used on the standard CarTeck range with its concealed lifting springs, but with added wow-factor.

These automated doors have full width vision panels made from 40mm hollow aluminium profiles, with 20mm scratch resistant, polymer double glazing in a choice of six vision styles.



Image courtesy of The Garage Door Centre, Cardiff

WHAT PERFORMANCE CAN I EXPECT?

As part of the CE/UKCA marking process, each product must have its performance provided for a defined set of characteristics to allow fair comparison between products from different manufacturers. Other characteristics can also be included, if relevant to a door's performance. The following tables show the performance characteristics of CarTeck SLX Vision sectional garage doors.

SLX VISION PERFORMANCE CHARACTERISTIC	RATING
Resistance to Windload EN 12424	Class 2
Watertightness EN 12425	Class 2
Air Permeability EN 12426	Class 2
Thermal Transmittance EN 13241	3.5 W/m ² k
Operating Forces (hand Operated) EN 12604	150 N

VISION OPTIONS

Windows are made from double pane scratch-resistant polymer.



Clear ☐



Satin ☐



Frosted ☐



Brown Tint ☐
50% transmission
(approx). Clear only



Grey Tint ☐
43% transmission
(approx). Clear only

Trend colours

<input type="checkbox"/> White RAL 9016	<input type="checkbox"/> White Aluminium RAL 9006	<input type="checkbox"/> Grey Aluminium RAL 9007	<input type="checkbox"/> Light Grey RAL 7035
<input type="checkbox"/> Window Grey RAL 7040	<input type="checkbox"/> Quartz Grey RAL 7039	<input type="checkbox"/> Umbra Grey RAL 7022	<input type="checkbox"/> Slate Grey RAL 7015
<input type="checkbox"/> Anthracite Grey RAL 7016	<input type="checkbox"/> Jet Black RAL 9005	<input type="checkbox"/> Steel Blue RAL 5011	<input type="checkbox"/> Moss Green RAL 6005
<input type="checkbox"/> Fir Green RAL 6009	<input type="checkbox"/> Flame Red RAL 3000	<input type="checkbox"/> Sepia Brown RAL 8014	<input type="checkbox"/> Cream RAL 9001

A NOTE ABOUT COLOUR

Where doors are exposed to direct sunlight, dark colours should be avoided.

RAL references for colours are provided as a guide only to the nearest similar RAL colour. Colours will not match to other RAL finishes due to different coating processes, gloss levels, substrates and textures. Similarly, special RAL, BS or other colours will not be a precise match.

Colours shown are limited in accuracy by the printing process - samples should always be requested.

All frame legs, headers & 3D profiles are available in smooth finish only.

WHAT WILL MY DOOR LOOK LIKE?

Full width glazing up to 3250mm wide (no mullions)



Single mullion over
3250mm wide,
maximum width
4000mm.



The number of sections is dependent on door height and is shown below:



4 sections

Doors up to
2280mm high.

5 sections

Doors up to
2835mm high.

6 sections

Doors up to
3000mm high.



Our doors and openers are independently tested and certified to all current safety legislation and carry a CE/UKCA mark.

TECKENTRUP
DOOR SOLUTIONS

GSA Vision

Multiple mullions give the CarTeck GSA Vision an ultra-contemporary, minimalist aesthetic. Choose privacy and light with satin or frosted glazing.

These automated doors have sections made from 40mm hollow aluminium profiles, with 20mm scratch resistant, polymer double glazing. The doors also employ the same market-leading sectional lifting gear used on the standard CarTeck range with its concealed lifting springs and quiet smooth action.



Matching personnel doors available.



WHAT PERFORMANCE CAN I EXPECT?

As part of the CE/UKCA marking process, each product must have its performance provided for a defined set of characteristics to allow fair comparison between products from different manufacturers. Other characteristics can also be included, if relevant to a door’s performance. The following tables show the performance characteristics of CarTeck GSA Vision sectional garage doors.

GSA VISION PERFORMANCE CHARACTERISTIC	RATING
Resistance to Windload EN 12424	Class 2
Watertightness EN 12425	Class 2
Air Permeability EN 12426	Class 2
Thermal Transmittance EN 13241	3.3 W/m²k
Operating Forces (hand Operated) EN 12604	150 N

VISION OPTIONS

Windows are made from double pane scratch-resistant polymer.



Clear



Satin



Frosted



Trend colours

<input type="checkbox"/> White RAL 9016	<input type="checkbox"/> White Aluminium RAL 9006	<input type="checkbox"/> Grey Aluminium RAL 9007	<input type="checkbox"/> Light Grey RAL 7035
<input type="checkbox"/> Window Grey RAL 7040	<input type="checkbox"/> Quartz Grey RAL 7039	<input type="checkbox"/> Umbra Grey RAL 7022	<input type="checkbox"/> Slate Grey RAL 7015
<input type="checkbox"/> Anthracite Grey RAL 7016	<input type="checkbox"/> Jet Black RAL 9005	<input type="checkbox"/> Steel Blue RAL 5011	<input type="checkbox"/> Moss Green RAL 6005
<input type="checkbox"/> Fir Green RAL 6009	<input type="checkbox"/> Flame Red RAL 3000	<input type="checkbox"/> Sepia Brown RAL 8014	<input type="checkbox"/> Cream RAL 9001

A NOTE ABOUT COLOUR

Where doors are exposed to direct sunlight, dark colours should be avoided.

RAL references for colours are provided as a guide only to the nearest similar RAL colour. Colours will not match to other RAL finishes due to different coating processes, gloss levels, substrates and textures. Similarly, special RAL, BS or other colours will not be a precise match.

Colours shown are limited in accuracy by the printing process - samples should always be requested.

All frame legs, headers & 3D profiles are available in smooth finish only.



WHAT WILL MY DOOR LOOK LIKE?

The number of vertical mullions is dependent on door width and is shown below:

Doors up to 2235mm wide



◀ 2 windows

Doors up to 2438mm wide



◀ 3 windows

Doors up to 3353mm wide



◀ 4 windows

Doors up to 4420mm wide



◀ 5 windows

Doors up to 5500mm wide




◀ 6 windows

The number of sections is dependent on door height and is shown below:




4 sections

Doors up to
2280mm high.



5 sections

Doors up to
2835mm high.



6 sections

Doors
up to 3000mm
high.



Our doors and openers are independently tested and certified to all current safety legislation and carry a CE/UKCA mark.

TECKENTRUP
DOOR SOLUTIONS

Super-Size

From the outside our Super-Size doors are indistinguishable from our "normal" sized garage doors - the same stunning profiles, the same attractive windows and finishes. They are just wider - Super-Size doors start above 5.5m (18'0") wide and reach 8.0m (26'3") wide in a single span.

Opening a Super-Size door is simple too - all are power operated by a remote control motor.

It is from the inside that Super-Size doors differ. The weight of a complete door at these sizes is considerable and safe operation is paramount. Consequently doors have up-rated fittings for all load bearing elements, strengthening stiffeners to the rear of each door section and the lifting mechanism is motor driven with torsion spring assistance. A monitored safety edge ensures the door stops and reverses should it encounter an obstruction. Teckentrup sectional doors meet all the safety requirements and provisions of EN 13241.



This view from the inside shows the standard configuration of front mount torsion spring lifting gear, direct drive motor and controls.

Doors have galvanised frame legs and are supplied without a header. The side seals enclose the edge of the galvanised frame leg so it is not visible from the outside of the garage opening.

INSTALLATION POSITION & POWER

Doors must be installed behind the opening reveal and require a 13Amp supply direct to the consumer unit for Direct Drive motors.



Low headroom rear torsion spring option.



LOW NOISE OPERATION

Robust roller blocks made of galvanized steel and ball bearing runner rails guarantee a long service life and low noise operation.



SIDE PROTECTION

A lateral guard prevents a hand from being accidentally caught between the frame and the runner rail.



SAFETY EDGE MECHANISM

Doors are factory fitted with a safety edge mechanism which stops the door if it comes into contact with an obstacle and photocells for non-contact detection.



FINGER PINCH PROTECTION


Outside/inside - Patented finger pinch protection for outside and inside of the door.



DIRECT DRIVE

Big doors need power and our direct drive motors are definitely up to the job! Intelligent control ensures safe operation at all times. Available for all door sizes.

Works with the CarTeck DRIVE transmitters & keypads.



WEATHER STRIPS

The door also has a weather strip at the sides, top and also between the individual sections across the entire width.



RAIL DRIVE

Available on doors from 5500mm-6500mm wide and 2280mm high, the CarTeck Drive PRO 1100 is suited to applications where sideroom is restricted.

Works with the CarTeck DRIVE accessories.



FLOOR SEAL

A rot-proof bottom weather strip made of elastic EPDM rubber profile sits against the floor and will compensate for minor variations in floor level to provide an improved barrier to debris and draughts.

WHAT PERFORMANCE CAN I EXPECT?

As part of the CE marking process, each product must have its performance provided for a defined set of characteristics to allow fair comparison between products from different manufacturers. Other characteristics can also be included, if relevant to a door's performance. The following table shows the performance characteristics of CarTeck Supersize sectional garage doors.

PERFORMANCE CHARACTERISTIC

RATING

Resistance to Windload EN 12424	Class 2
Watertightness EN 12425	Class 2
Air Permeability EN 12426	Class 2
Thermal Transmittance EN 13241	1.29 W/m ² k (door size 8000mm x 3000mm)
Operating Forces (hand Operated) EN 12604	150 N

Style Your Door

There are literally hundreds of possible combinations of texture and finish making it easy to adapt the door to suit your home.

Each profile is available in the textured finishes shown below plus all Trend colours or a special RAL colour.



SURFACE TEXTURES



Smooth



Woodgrain



Stucco



Micro-profiled




STANDARD RIB



CENTRE RIB



SOLID



A NOTE ABOUT COLOUR

Where doors are exposed to direct sunlight, dark colours should be avoided.

RAL references for colours are provided as a guide only to the nearest similar RAL colour. Colours will not match to other RAL finishes due to different coating processes, gloss levels, substrates and textures. Similarly, special RAL, BS, wood effects or other colours will not be a precise match.

Golden Oak & Winchester are laminate finishes. Night Oak & Rosewood have a painted finish.

If you are matching to other finishes, particularly wood effects such as rosewood, golden oak, night oak or Winchester, always request a sample.

Colours shown are limited in accuracy by the printing process - samples should always be requested.

Frame legs are galvanised finish only.

☐ Doors can also be coloured to any RAL shade

Trend colours



Wood effects



Our doors and openers are independently tested and certified to all current safety legislation and carry a CE/UKCA mark.



GLAZING OPTIONS



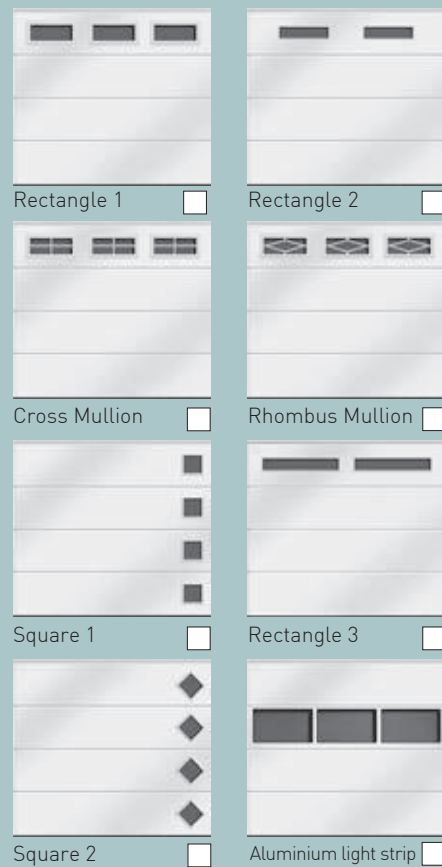
Scratch-resistant
Polymer
Double Pane
Clear

Scratch-resistant
Polymer
Double Pane*
Frosted


Scratch-resistant
Polymer
Double Pane*
Satin ☐

*The exterior pane is Frosted/Satin and the interior pane is Clear.

WINDOWS



HOW MANY WINDOWS WILL I HAVE - STANDARD RECTANGLE?



Window frames are coloured to be similar to the door panel. Selected Trend colours & wood design windows are finished in a complementary flat colour for Golden Oak (RAL8003), Rosewood (RAL8016), Night Oak (RAL8014), Winchester (RAL8001), Textured Anthracite (RAL7016), Ice Crystal Grey Aluminium (RAL9007) and TT9016 Bling White (RAL9016). Window frame colour shade and surface lustre will show a variance from the panel finish as the base material and coating methods are different.

TECKENTRUP
DOOR SOLUTIONS

CARTECK SIDE HINGED INSULATED GARAGE DOORS & PERSONNEL DOORS



CarTeck Centre Ribbed Woodgrain -
Anthracite Grey with asymmetric door design
and 1500mm Stainless Steel 'D' Handles



OPTIONAL 3-POINT LOCKING & HANDLE

For increased security, the optional 3-point lock with its central mortice lock and two hook locks comes complete with the new CarTeck lever handle, finished in Satin Nickel as standard. **See page 57.**



Good to know!

THRESHOLD OPTIONS

With a choice of five threshold options, finding the right solution is easy. Talk to your garage door specialist about the best option for you. **See page 58.**



Good to know!

TOPLIGHT DOOR DESIGNS

Introducing the Toplight door design for elegant and traditional styling. **See pages 70 & 71.**



Good to know!

TYPE A WINDOWS

Type A windows add natural light and style. **See page 72.**



Good to know!

EXTRAS

From finger pulls to letter boxes, there are a selection of helpful and stylish extras we can fit to your side hinged garage door. **See page 59.**



Good to know!

GARAGE DOORS TO COMPLEMENT FRONT DOORS



Image courtesy of Chamberlain Doors

CarTeck Solid Vertical Smooth - Anthracite Grey with 1200mm Stainless Steel 'D' Handles

TECKENTRUP
DOOR SOLUTIONS



WHERE TO BEGIN?!

1 SUPERIOR QUALITY



Page 52

2 EVERY DETAIL, PERFECT



Page 54

4 DOOR OPTIONS & EXTRAS



Page 56

5 THE STYLES - GARAGE & SIDE DOORS



Page 60

See pages 76 - 79 for colour swatches.

6 STYLE OPTIONS - WINDOWS & BLIND



Page 72

GOOD REASONS FOR CARTECK INSULATED SIDE HINGED DOORS & PERSONNEL DOORS



Simply the best

Insulated CarTeck side hinged garage doors and side doors are quite simply the very best. The solid panels, engineered hollow section aluminium frames and high grade fittings result in a door that closes with a reassuringly deep "clunk".

Security is excellent and the range of styles, finishes and windows allows personalisation to suit your tastes. 1/2 and 1/2 opening and asymmetric configurations further increase the doors' versatility.



The warranty periods only apply to products that have been correctly installed as per the instructions, maintained by a Garage Door Specialist and operated and cleaned in accordance with the requirements set out in the operating and maintenance sections of instructions and labels.

CARTECK SIDE HINGED WARRANTY

2-year manufacturer's guarantee

- on window units, hinges, locks, handles and stays (opening/closing max. 5 times a day)

10-year manufacturer's guarantee

- on panels against rust penetration from inside to outside
- against door panel separation of steel from foam
- on material and manufacturing flaws of all non-moving parts of the frame that are verifiably unusable or whose usability is substantially compromised
- on floor seal, intermediate seals and frame seals against rotting

The guarantee does not apply to doors that are subjected to extreme conditions, e.g. corrosive influences resulting from use in a coastal climate with high salt content.

For information on what performance you can expect from your garage door, visit the Honesty Page on the Teckentrup website - www.teckentrup.co.uk/garage-doors/the-honesty-page



HONESTY PAGE
- SCAN ME!

CARTECK PAINT FINISH WARRANTY

5-year manufacturer's guarantee excluding coastal areas

- on peeling and blistering (normal colour fade excluded)

3-year manufacturer's guarantee for coastal locations on doors with the coastal paint upgrade

- on peeling and blistering (normal colour fade excluded) on the external face of the panels (not covering bleed from hardware)

Terms & conditions apply - see:
www.teckentrup.co.uk



CarTeck Side Hinged Traditional Standard Ribbed Vertical - Pigeon Blue with optional 3-Point Hook Locking & CarTeck Lever Handle in Black

SUPERIOR QUALITY

Side doors to
match sectional
and side hinged
garage doors!



CarTeck Solid Smooth - Anthracite Grey
with Zeta Round Aluminium Window

CarTeck Centre Ribbed Smooth - Jet Black
with the standard lipped threshold

WHAT PERFORMANCE CAN I EXPECT?

As part of the CE/UKCA marking process, each product must have its performance provided for a defined set of characteristics to allow fair comparison between products from different manufacturers. Other characteristics can also be included, if relevant to a door's performance. The following table shows the performance characteristics of CarTeck side hinged garage doors.

For more information on what performance you can expect from your garage door, visit the Honesty Page on the Teckentrup website -

www.teckentrup.co.uk/garage-doors/the-honesty-page



HONESTY PAGE
- SCAN ME!

PERFORMANCE CHARACTERISTIC

RATING

Resistance to Windload EN 12424	Class 2
Watertightness EN 12425	NPD
Air Permeability EN 12426	NPD
Thermal Transmittance EN 13241	2.20 W/m²K

NPD signifies the product has not been measured for this characteristic (NPD - No Performance Determined).

INSULATION 'U VALUE'

What's in a number? Our 40mm thick panels have an insulating value that has been independently tested to 0.56 W/m²K. The lower the value the better the insulating properties.

It's not a figure we tend to quote because we know a door is more than just a panel. We quote the insulation value for a complete door (over frame size 10'4" wide x 7'6" high) including the panel joints and weather strips. CarTeck side hinged doors have an insulation 'U value' of 2.20 W/m²K - you won't find better performance on any comparable garage door.



MITRED FRAMES

The mitred door leaf frame and door frame are finished in a matching smooth finish for white, Trend (including Anthracite Textured) and RAL coloured doors.



For these Trend colours, a complimentary flat colour is used: Ice Crystal Grey Aluminium (RAL9007), TT9016 Bling White (RAL 9016), Golden Oak (RAL8003), Rosewood (RAL8016) and Night Oak (RAL8014), Winchester (RAL8001) wood design finishes.

(The door frame colour shade and surface lustre will show a variance from the panel finish as the base material and coating methods are different.)

CLEANING ON INSTALLATION

After the installation has been completed, clean and dry the door thoroughly inside and out with warm soapy water to remove any grease, dust and metal fragments from the door (these will discolour the door finish if left on the door).

CLEANING

The door should be washed with a car shampoo or similar, every two months, to prevent the build up of dirt, salt, grit and other corrosive substances. If the door is in an area prone to coastal corrosion from airborne salts, the door should be cleaned monthly. Furthermore, cleaning operating gear with a cloth soaked in a light oil will help to protect your door from corrosion – it must be accepted that salt air is very aggressive and extra care is required.

No caustic, abrasive or corrosive chemicals and substances, flood water, water runoff, or runoff from lead, copper or galvanic metal flashing should be allowed to come into contact with the door. Contaminants can lead to oxidation spots on the external face of the door. Windows that have a mock lead effect may show a white residue due to oxidation over time, this should be removed should it contact painted surfaces.

Ash, cement, dust, animal waste, or foreign substances should be removed immediately. Failure to ensure the door is cleaned and maintained as described will invalidate the doors' warranty.

MAINTENANCE

Doors must be maintained as per the supplied Installation, Operating and Maintenance Manual by a Garage Door Specialist. Failure to carry out the required maintenance at the advised interval will invalidate the warranty.

SO SIMPLE, SO EFFECTIVE

EVERY DETAIL, PERFECT

SOLID 40MM THICK PANELS

Doors are built with 40mm thick interlocking insulated panels and an aluminium hollow section frame that provides excellent strength, rigidity and resistance to corrosion.



DOUBLE WEATHER STRIPS & MITRED CORNERS

In addition to the circumferential weather strip around the door leaf, the door frame has a three-sided weather strip for excellent draught reduction. Profiles are mitre jointed for a neat finish.



HIGH QUALITY CONCEALED HINGES

All insulated side hinged doors have concealed hinges for a super sleek overall look. No hinges to the outside of the door removes an obvious point of attack and also makes it difficult to lever open the door should an attempt be made.

Concealed hinges offer an improved drive through width of up to 80mm between the frame compared to surface mounted hinges.

Each door leaf has two or three (dependent on size) heavy-duty concealed hinges that are easily adjusted to help align the door leaves perfectly.



DOOR STAYS

These top grade, spring dampened stays hold the door securely in the open position. A simple de-latch motion releases the held door leaf. Any leaf below 780mm wide (including asymmetric side hinged doors) will not have a stay.



Note - not designed for high wind applications.



BS EN 13241

Our doors are independently tested and certified to all current safety legislation and carry a CE/UKCA mark.



SECURITY LOCK CYLINDER


Certified to BS EN1303 Cylinder Security Grade 2, our lock cylinder provides enhanced security and is anti-drill and anti-pick. The cylinder also features a break off system which is designed to prevent the cylinder from being broken by including a 'sacrificial' section that breaks off if an attempt to break the cylinder is made, whilst leaving sufficient cylinder remaining to still operate the lock with a key.



Every door comes with three keys as standard. Additional keys can be cut at a high street locksmiths.

FLUSH BOLT SECURITY

The inactive leaf is secured with flush bolts to the top and bottom of the leaf. Each bolt has an adjustable flush bolt plate for greater versatility on the position of the leading edge on the inactive leaf as seals compress over time.



NEAT INSIDE TOO

The inside of the door is very presentable. There are no unsightly bracings just a wipe clean surface finished in a practical grey white stucco texture (RAL 9002).

Horizontal doors are as shown in the full door image on the far right.

Vertical doors have small jointing plates at the panel interfaces, shown on a single leaf, first image to the right.



CLASSIC, CONTEMPORARY

TECKENTRUP
DOOR SOLUTIONS

LOCKING & HANDLE

OPTIONS





STANDARD STAINLESS STEEL HANDLES & SECURITY LOCKING

High grade stainless steel handles and lock covers are tough and attractive, whilst the latch and dead bolt combination provides dependable security. A convenient thumb turn operates the lock from the inside.

The inactive leaf incorporates a stainless steel strike plate with an adjustable latch plate for precise latching and a steel lock keep box for added attack resistance.

Note - Doors installed in coastal/high salinity environments must be fitted with a 316 Stainless Steel lever handle upgrade or the 3-point locking with CarTeck lever handle option (facing page). Doors with standard stainless steel or black handles may experience corrosion of the handle and discolouration of the surrounding door finish. This will be excluded from warranty claims. The coastal paint upgrade option is also recommended.

Standard Locking - Standard stainless steel handles and the options black powder coat handle come with a single point security lock and cylinder as standard.



Black powder coated handle available as an option.

Optional 3-Point Locking - The active leaf is available with three point locking as an option for enhanced security. The additional locks provide extra strength to combat attempts to force them apart.

Triple point locking is achieved by two pins at the top and bottom of the door that extend into the inactive leaf and the latch and dead bolt at the handle point.



DURABLE, ATTRACTIVE

OPTIONAL 3-POINT HOOK LOCKING & CARTECK LEVER HANDLE

Do you use your garage for storage and want an additional layer of security? Or, does your garage have a doorway that provides access to your home? For added peace-of-mind, 3-point locking is the ideal choice when security is a concern.

3-point locking is achieved by two hook locks at the top and bottom of the active door leaf and a central mortice lock. Hook locks provide an extra layer of security, preventing the door leaves from being prised apart by potential intruders. Paired with our anti-drill, anti-pick lock cylinder, which is standard on all doors and certified to BS EN1303 Cylinder Security Grade 2, security is tough and dependable.

Operation is simple with the systems' hook locks engaged by lifting up the handle, just as you would on a typical patio door handle and lock.

Doors are completed with the new CarTeck lever handle, finished in Satin Nickel as standard (alternative handle finishes available at additional cost). The CarTeck lever handle is durable and attractive with thumb turn operation to the inside of the door for convenience. The handle is suited to high salinity and coastal environments.

Optional extra handle finishes (Satin Nickel as standard):



Gold Rose Gold Chrome Black White Anthracite



Finished in Satin Nickel as standard.



STAINLESS STEEL D-HANDLE OPTIONS

The addition of stainless steel 'D' handles to your side hinged garage door are an elegant and contemporary alternative to the standard lever handle. Available in two sizes (1500mm & 1200mm), D-handles can be added to the active leaf only or to both door leaves.

Standard Locking - Doors with D-handles come with a single point security lock and cylinder as standard.

Optional 3-Point Locking - The active leaf is available with three point locking as an option for enhanced security. The additional locks provide extra strength to combat attempts to force them apart.

Triple point locking is achieved by two pins at the top and bottom of the door that extend into the inactive leaf and the latch and dead bolt at the handle point.



1500mm

1200mm



THRESHOLD OPTIONS



**STANDARD RAMPED
3-PART THRESHOLD**

A stepped 3-part aluminium threshold, 179mm wide, with a bulb weather strip is supplied as standard. The door leaves close against the raised weather strip creating an improved barrier to dust and debris. The threshold includes a thermal break, helping to reduce heat transfer.



**OPTIONAL 1-PART
RAMPED THRESHOLD**

At 134mm wide, the 1-part threshold is stepped and includes a seal for the door leaf to close against and a thermal break.



**OPTIONAL ALUMINIUM
STRIP THRESHOLD**

The aluminium profile, available as an option, provides a simple low profile threshold (without a weather strip).



**OPTIONAL FOUR-SIDED FRAME
55MM THRESHOLD**

The 55mm four sided frame used the same profile as the frame legs and frame head to create an all-round frame. Cannot be used if vehicular access is required.



**OPTIONAL FOUR-SIDED FRAME
40MM FULL OVERLAP THRESHOLD**

The 40mm four sided frame used the same profile as the frame legs and frame head to create an all-round frame and includes a lipped profile to the front of the door leaf for additional weather protection. Cannot be used if vehicular access is required.

OTHER OPTIONS

OPEN-IN & OPEN OUT OPTIONS

All side hinged garage doors are typically open-out. Open-in is available as an option.

Note - open-in increases the likelihood of water ingress. We recommend the drip guard option is selected with open-in doors. Talk to your garage door specialist about the best option for you.

OPTIONAL EXTRAS

Here are optional additions and finishing touches to make your door easier to use.

ANYTHING ELSE?

If you can think of anything else you would like to incorporate onto your door, just ask and we'll see if we can make it happen!

LETTER BOXES



Letter boxes are available finished in Satin Nickel as standard with an option for Gold, Rose Gold, Chrome, Black, White or Anthracite.

CODE LOCKS

Code locks provide secure access without the need to carry a key.



PET FLAPS

Pet Flaps, usually fitted to the bottom panel of a door!

SPY HOLES



FINGER PULLS



CUSTOM HARDWARE

Want to use your own hardware, perhaps to match a front door? Talk to us and we'll make it happen!



ADD SOME BLING!

To further customise your door, add windows and decal from our 'Bling' range! See pages 74 - 75.

MAKE IT YOURS



CarTeck Insulated Side Hinged Georgian

CarTeck Georgian Horizontal - Woodgrain Anthracite Grey with Cross Mullion Windows

CarTeck Side Hinged Georgian Woodgrain Vertical - Anthracite Grey with Rhombus Mullion Windows



Image courtesy of Garage Door Solutions



CarTeck Side Hinged Georgian Horizontal

1/2 and 1/2 split ☐



1/2 and 1/2 split width up to 2350mm

Asymmetric split ☐



Asymmetric split width up to 2350mm



Asymmetric split width above 2350mm

Side Door ☐



Side Door

CarTeck Side Hinged Georgian Vertical

1/2 and 1/2 split ☐



1/2 and 1/2 split Height below 2200mm*



1/2 and 1/2 split Height above 2200mm*

A note about colour

Where doors are exposed to direct sunlight, dark colours should be avoided.

RAL/BS references for colours are provided as a guide only to the nearest similar RAL/BS colour. Colours will not match to other RAL/BS finishes due to different coating processes, gloss levels, substrates and textures. Similarly, special RAL, BS, wood effects or other colours will not be a precise match.

Colours shown are limited in accuracy by the printing process - samples should always be requested.

Golden Oak & Winchester are laminate finishes. Night Oak & Rosewood have a painted finish.

The mitred door leaf frame and door frame are finished in a matching smooth finish for white, Trend (including Anthracite Textured) and RAL coloured doors. For these Trend colours, a complimentary flat colour is used: Ice Crystal Grey Aluminium (RAL9007), TT9016 Bling White (RAL 9016), Golden Oak (RAL8003), Rosewood (RAL8016) and Night Oak (RAL8014), Winchester (RAL8001) wood design finishes.

If you are matching to other finishes, particularly wood effects such as Rosewood, Golden Oak, Night Oak or Winchester, always request a sample.

Surface Textures



Woodgrain



Trend colours



☐ Doors can also be coloured to any RAL shade

<input type="checkbox"/> White RAL 9016	<input type="checkbox"/> TT9016 Bling White with micaceous iron ore particles glitter effect	<input type="checkbox"/> Ice Crystal Grey Aluminium	<input type="checkbox"/> White Aluminium RAL 9006
<input type="checkbox"/> Grey Aluminium RAL 9007	<input type="checkbox"/> Light Grey RAL 7035	<input type="checkbox"/> Window Grey RAL 7040	<input type="checkbox"/> Quartz Grey RAL 7039
<input type="checkbox"/> Umbra Grey RAL 7022	<input type="checkbox"/> Slate Grey RAL 7015	<input type="checkbox"/> Anthracite Grey RAL 7016	<input type="checkbox"/> Anthracite Textured RAL 7016
<input type="checkbox"/> TT 703 A special satin metallic effect (grey with micaceous iron ore particles)	<input type="checkbox"/> Jet Black RAL 9005	<input type="checkbox"/> Steel Blue RAL 5011	<input type="checkbox"/> Moss Green RAL 6005
<input type="checkbox"/> Fir Green RAL 6009	<input type="checkbox"/> Flame Red RAL 3000	<input type="checkbox"/> Sepia Brown RAL 8014	<input type="checkbox"/> Cream RAL 9001

TREND+ colours

<input type="checkbox"/> Agate Grey RAL 7038	<input type="checkbox"/> Silver Grey RAL 7001	<input type="checkbox"/> Pebble Grey RAL 7032	<input type="checkbox"/> Stone Grey RAL 7030
<input type="checkbox"/> Mouse Grey RAL 7005	<input type="checkbox"/> Basalt Grey RAL 7012	<input type="checkbox"/> Graphite Grey RAL 7024	<input type="checkbox"/> Granite Grey RAL 7026
<input type="checkbox"/> Graphite Black RAL 9011	<input type="checkbox"/> Signal Black RAL 9004	<input type="checkbox"/> Gentian Blue RAL 5010	<input type="checkbox"/> Pigeon Blue RAL 5014
<input type="checkbox"/> Chartwell Green BS 14 C 35	<input type="checkbox"/> Sage Green RAL 130 60 10	<input type="checkbox"/> Burgundy RAL 3004	<input type="checkbox"/> Ruby Red RAL 3003
<input type="checkbox"/> Terra Brown RAL 8028	<input type="checkbox"/> Nut Brown RAL 8011	<input type="checkbox"/> Light Ivory RAL 1015	<input type="checkbox"/> Pure White RAL 9010

Wood effects

<input type="checkbox"/> Golden Oak	<input type="checkbox"/> Rosewood	<input type="checkbox"/> Night Oak	<input type="checkbox"/> Winchester
-------------------------------------	-----------------------------------	------------------------------------	-------------------------------------



CarTeck Georgian Horizontal - Woodgrain Moss Green



CarTeck Georgian Vertical - Woodgrain White with Cross Mullion windows

Windows

Vertical



Rectangle 1



Cross Mullion



Rhombus Mullion

Horizontal



Rectangle 1



Cross Mullion



Rhombus Mullion

The images above show popular window combinations. If you'd like alternative window configuration, just ask! **For full details on windows, see pages 72 - 73.**

Handle Options

All doors come with a Stainless Steel lever handle as standard.

☐ Black Powder Coated Lever Handle



☐ 3-Point Hook Locking & CarTeck Lever Handle
Full details and finishes on page 57.



CarTeck Georgian Horizontal - Woodgrain Golden Oak



Featuring
3-Point Hook
Locking &
CarTeck Lever
Handle
Pg.57

CarTeck Insulated Side Hinged Solid

CarTeck Solid Horizontal - Smooth Anthracite Grey

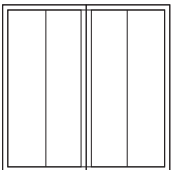
CarTeck Side Hinged Solid Smooth Vertical - White with Teckentrup Bling Kappa Window



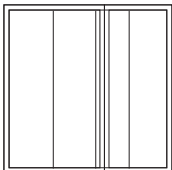
Image courtesy of Nortech Garage Doors



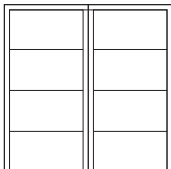
CarTeck Side Hinged Solid Vertical




1/2 and 1/2 split



Asymmetric



1/2 and 1/2 split



Asymmetric

CarTeck Side Hinged Solid Horizontal



Featuring 3-Point Hook Locking & CarTeck Lever Handle Pg.57

CarTeck Side Hinged Solid Side Door



A note about colour

Where doors are exposed to direct sunlight, dark colours should be avoided.

RAL/BS references for colours are provided as a guide only to the nearest similar RAL/BS colour. Colours will not match to other RAL/BS finishes due to different coating processes, gloss levels, substrates and textures. Similarly, special RAL, BS, wood effects or other colours will not be a precise match.

Colours shown are limited in accuracy by the printing process - samples should always be requested.

Golden Oak & Winchester are laminate finishes. Night Oak & Rosewood have a painted finish.

The mitred door leaf frame and door frame are finished in a matching smooth finish for white, Trend (including Anthracite Textured) and RAL coloured doors. For these Trend colours, a complimentary flat colour is used: Ice Crystal Grey Aluminium (RAL9007), TT9016 Bling White (RAL 9016), Golden Oak (RAL8003), Rosewood (RAL8016) and Night Oak (RAL8014), Winchester (RAL8001) wood design finishes.

If you are matching to other finishes, particularly wood effects such as Rosewood, Golden Oak, Night Oak or Winchester, always request a sample.

On asymmetrically split doors the maximum leaf width for the large leaf is 1524mm

Surface Textures



Smooth



Woodgrain



Stucco



Micro-profiled



Trend colours



☐ Doors can also be coloured to any RAL shade



White
RAL 9016



TT9016 Bling White
with micaceous iron ore
particles glitter effect



Ice Crystal Grey
Aluminium



White Aluminium
RAL 9006



Grey Aluminium
RAL 9007



Light Grey
RAL 7035



Window Grey
RAL 7040



Quartz Grey
RAL 7039



Umbra Grey
RAL 7022



Slate Grey
RAL 7015



Anthracite Grey
RAL 7016



Anthracite Textured
RAL 7016



TT 703
A special satin metallic
effect (grey with micaceous
iron ore particles)



Jet Black
RAL 9005



Steel Blue
RAL 5011



Moss Green
RAL 6005



Fir Green
RAL 6009



Flame Red
RAL 3000



Sepia Brown
RAL 8014



Cream
RAL 9001

TREND+ colours



Agate Grey
RAL 7038



Silver Grey
RAL 7001



Pebble Grey
RAL 7032



Stone Grey
RAL 7030



Mouse Grey
RAL 7005



Basalt Grey
RAL 7012



Graphite Grey
RAL 7024



Granite Grey
RAL 7026



Graphite Black
RAL 9011



Signal Black
RAL 9004



Gentian Blue
RAL 5010



Pigeon Blue
RAL 5014



Chartwell Green
BS 14 C 35



Sage Green
RAL 130 60 10



Burgundy
RAL 3004



Ruby Red
RAL 3003



Terra Brown
RAL 8028



Nut Brown
RAL 8011



Light Ivory
RAL 1015



Pure White
RAL 9010

Wood effects



Golden Oak



Rosewood



Night Oak



Winchester

Handle Options

All doors come with a Stainless Steel lever handle as standard.

- ☐ Black Powder Coated Lever Handle



- ☐ 3-Point Hook Locking & CarTeck Lever Handle



Stainless Steel 'D' Handles



☐ 1500mm ☐ 1200mm


Full details and finishes on page 57.

Polyurethane Windows

Horizontal



Square Type 1



Square Type 2



Rhombus Mullion



Rectangle 1



Rectangle 2



Rectangle 3



Cross Mullion



Type A



Vertical



Rectangle 1



Cross Mullion



Rhombus Mullion



The images above show popular window combinations. If you'd like alternative window configuration, just ask! **For full details on windows, see pages 72 - 73.**

Aluminium Windows




Zeta ø280



Alpha



The images above show popular aluminium windows from our Bling collection of extra special windows and decals. **See the full Bling range on pages 74 - 75.**



CarTeck Insulated Side Hinged Centre Ribbed

CarTeck Centre Ribbed Vertical - Smooth Anthracite Grey with 1200mm Stainless Steel 'D' Handles

CarTeck Side Hinged Centre Ribbed Smooth Vertical - Light Grey with 1200mm Stainless Steel 'D' Handles



Image courtesy of Nuneaton Garage Doors



CarTeck Side Hinged Centre Ribbed Vertical

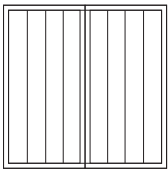


Featuring
3-Point Hook
Locking &
CarTeck Lever
Handle
Pg.57

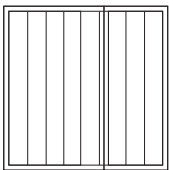
CarTeck Side Hinged Centre Ribbed Horizontal



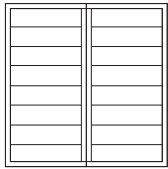
CarTeck Side Hinged Centre Ribbed Side Door



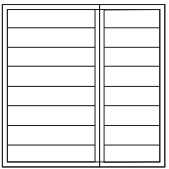
1/2 and 1/2 split ☐



Asymmetric ☐



1/2 and 1/2 split ☐



Asymmetric ☐

A note about colour

Where doors are exposed to direct sunlight, dark colours should be avoided.

RAL/BS references for colours are provided as a guide only to the nearest similar RAL/BS colour. Colours will not match to other RAL/BS finishes due to different coating processes, gloss levels, substrates and textures. Similarly, special RAL, BS, wood effects or other colours will not be a precise match.

Colours shown are limited in accuracy by the printing process - samples should always be requested.

Golden Oak & Winchester are laminate finishes. Night Oak & Rosewood have a painted finish.

The mitred door leaf frame and door frame are finished in a matching smooth finish for white, Trend (including Anthracite Textured) and RAL coloured doors. For these Trend colours, a complimentary flat colour is used: Ice Crystal Grey Aluminium (RAL9007), TT9016 Bling White (RAL 9016), Golden Oak (RAL8003), Rosewood (RAL8016) and Night Oak (RAL8014), Winchester (RAL8001) wood design finishes.

If you are matching to other finishes, particularly wood effects such as Rosewood, Golden Oak, Night Oak or Winchester, always request a sample.

On asymmetrically split doors the maximum leaf width for the large leaf is 1524mm

Surface Textures



Smooth



Woodgrain



Stucco



Micro-profiled



Trend colours



☐ Doors can also be coloured to any RAL shade

<input type="checkbox"/> White RAL 9016	<input type="checkbox"/> TT9016 Bling White with micaceous iron ore particles glitter effect	<input type="checkbox"/> Ice Crystal Grey Aluminium	<input type="checkbox"/> White Aluminium RAL 9006
<input type="checkbox"/> Grey Aluminium RAL 9007	<input type="checkbox"/> Light Grey RAL 7035	<input type="checkbox"/> Window Grey RAL 7040	<input type="checkbox"/> Quartz Grey RAL 7039
<input type="checkbox"/> Umbra Grey RAL 7022	<input type="checkbox"/> Slate Grey RAL 7015	<input type="checkbox"/> Anthracite Grey RAL 7016	<input type="checkbox"/> Anthracite Textured RAL 7016
<input type="checkbox"/> TT 703 A special satin metallic effect (grey with micaceous iron ore particles)	<input type="checkbox"/> Jet Black RAL 9005	<input type="checkbox"/> Steel Blue RAL 5011	<input type="checkbox"/> Moss Green RAL 6005
<input type="checkbox"/> Fir Green RAL 6009	<input type="checkbox"/> Flame Red RAL 3000	<input type="checkbox"/> Sepia Brown RAL 8014	<input type="checkbox"/> Cream RAL 9001

TREND+ colours

<input type="checkbox"/> Agate Grey RAL 7038	<input type="checkbox"/> Silver Grey RAL 7001	<input type="checkbox"/> Pebble Grey RAL 7032	<input type="checkbox"/> Stone Grey RAL 7030
<input type="checkbox"/> Mouse Grey RAL 7005	<input type="checkbox"/> Basalt Grey RAL 7012	<input type="checkbox"/> Graphite Grey RAL 7024	<input type="checkbox"/> Granite Grey RAL 7026
<input type="checkbox"/> Graphite Black RAL 9011	<input type="checkbox"/> Signal Black RAL 9004	<input type="checkbox"/> Gentian Blue RAL 5010	<input type="checkbox"/> Pigeon Blue RAL 5014
<input type="checkbox"/> Chartwell Green BS 14 C 35	<input type="checkbox"/> Sage Green RAL 130 60 10	<input type="checkbox"/> Burgundy RAL 3004	<input type="checkbox"/> Ruby Red RAL 3003
<input type="checkbox"/> Terra Brown RAL 8028	<input type="checkbox"/> Nut Brown RAL 8011	<input type="checkbox"/> Light Ivory RAL 1015	<input type="checkbox"/> Pure White RAL 9010

Wood effects

<input type="checkbox"/> Golden Oak	<input type="checkbox"/> Rosewood	<input type="checkbox"/> Night Oak	<input type="checkbox"/> Winchester
-------------------------------------	-----------------------------------	------------------------------------	-------------------------------------

Handle Options

All doors come with a Stainless Steel lever handle as standard.

- ☐ Black Powder Coated Lever Handle

- ☐ 3-Point Hook Locking & CarTeck Lever Handle

Full details and finishes on page 57.




Stainless Steel 'D' Handles




☐ 1500mm ☐ 1200mm

Polyurethane Windows

Horizontal




Square Type 1 ☐



Square Type 2 ☐




Rhombus Mullion ☐



Rectangle 1 ☐



Rectangle 2 ☐



Rectangle 3 ☐



Cross Mullion ☐



Type A ☐

Vertical



Rectangle 1 ☐



Cross Mullion ☐



Rhombus Mullion ☐

The images above show popular window combinations. If you'd like alternative window configuration, just ask! For full details on windows, see pages 72 - 73.

Aluminium Windows




Zeta ø280 ☐



Alpha ☐

The images above show popular aluminium windows from our Bling collection of extra special windows and decals. See the full Bling range on pages 74 - 75.



CarTeck Insulated Side Hinged Standard Ribbed

CarTeck Side Hinged Standard Ribbed
Smooth Vertical - Pigeon Blue

CarTeck Standard Ribbed Vertical - Woodgrain
with Rectangle 1 Windows in Anthracite Grey



Image courtesy of The Garage Door Centre

CarTeck Side Hinged
Standard Ribbed Vertical




CarTeck Side Hinged
Standard Ribbed Horizontal




Featuring
3-Point Hook
Locking &
CarTeck Lever
Handle
Pg.57


CarTeck Side Hinged
Standard Ribbed Side Door




1/2 and 1/2 split



Asymmetric



1/2 and 1/2 split



Asymmetric



A note about colour

Where doors are exposed to direct sunlight, dark colours should be avoided.

RAL/BS references for colours are provided as a guide only to the nearest similar RAL/BS colour. Colours will not match to other RAL/BS finishes due to different coating processes, gloss levels, substrates and textures. Similarly, special RAL, BS, wood effects or other colours will not be a precise match.

Colours shown are limited in accuracy by the printing process - samples should always be requested.

Golden Oak & Winchester are laminate finishes. Night Oak & Rosewood have a painted finish.

The mitred door leaf frame and door frame are finished in a matching smooth finish for white, Trend (including Anthracite Textured) and RAL coloured doors. For these Trend colours, a complimentary flat colour is used: Ice Crystal Grey Aluminium (RAL9007), TT9016 Bling White (RAL 9016), Golden Oak (RAL8003), Rosewood (RAL8016) and Night Oak (RAL8014), Winchester (RAL8001) wood design finishes.

If you are matching to other finishes, particularly wood effects such as Rosewood, Golden Oak, Night Oak or Winchester, always request a sample.

On asymmetrically split doors the maximum leaf width for the large leaf is 1524mm

Surface Textures



Smooth



Woodgrain



Stucco



Micro-profiled



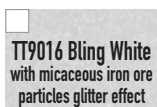
Trend colours



☐ Doors can also be coloured to any RAL shade



White
RAL 9016



TT9016 Bling White
with micaceous iron ore
particles glitter effect



Ice Crystal Grey
Aluminium



White Aluminium
RAL 9006



Grey Aluminium
RAL 9007



Light Grey
RAL 7035



Window Grey
RAL 7040



Quartz Grey
RAL 7039



Umbra Grey
RAL 7022



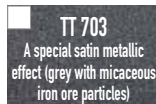
Slate Grey
RAL 7015



Anthracite Grey
RAL 7016



Anthracite Textured
RAL 7016



TT 703
A special satin metallic
effect (grey with micaceous
iron ore particles)



Jet Black
RAL 9005



Steel Blue
RAL 5011



Moss Green
RAL 6005



Fir Green
RAL 6009



Flame Red
RAL 3000



Sepia Brown
RAL 8014



Cream
RAL 9001

TREND+ colours



Agate Grey
RAL 7038



Silver Grey
RAL 7001



Pebble Grey
RAL 7032



Stone Grey
RAL 7030



Mouse Grey
RAL 7005



Basalt Grey
RAL 7012



Graphite Grey
RAL 7024



Granite Grey
RAL 7026



Graphite Black
RAL 9011



Signal Black
RAL 9004



Gentian Blue
RAL 5010



Pigeon Blue
RAL 5014



Chartwell Green
BS 14 C 35



Sage Green
RAL 130 60 10



Burgundy
RAL 3004



Ruby Red
RAL 3003



Terra Brown
RAL 8028



Nut Brown
RAL 8011



Light Ivory
RAL 1015



Pure White
RAL 9010

Wood effects



Golden Oak



Rosewood



Night Oak



Winchester

Handle Options

All doors come with a Stainless Steel lever handle as standard.

- ☐ Black Powder Coated Lever Handle



- ☐ 3-Point Hook Locking & CarTeck Lever Handle



Stainless Steel 'D' Handles




☐ 1500mm ☐ 1200mm


Full details and finishes on page 57.

Polyurethane Windows


Horizontal




Square Type 1



Square Type 2



Rhombus Mullion



Rectangle 1



Rectangle 2



Rectangle 3



Cross Mullion



Type A



Vertical



Rectangle 1



Cross Mullion



Rhombus Mullion



The images above show popular window combinations. If you'd like alternative window configuration, just ask! **For full details on windows, see pages 72 - 73.**

Aluminium Windows




Zeta ø280



Alpha



The images above show popular aluminium windows from our Bling collection of extra special windows and decals. **See the full Bling range on pages 74 - 75.**



CarTeck Insulated Side Hinged Traditional


CarTeck Side Hinged Traditional
Standard Ribbed Vertical




Mock leading is available in natural lead grey (as standard) black or white (on request).



Door Split



1/2 and 1/2 split



Asymmetric

On asymmetrically split doors the maximum leaf width for the large leaf is 1524mm

Leading

All doors have natural lead grey mock leaded-effect decoration as standard but are also available in a plain design.



CarTeck Side Hinged Traditional
Centre Ribbed Vertical



CarTeck Side Hinged Traditional
Solid Ribbed Vertical



Featuring
3-Point Hook
Locking &
CarTeck Lever
Handle
Pg.57

A note about colour

Where doors are exposed to direct sunlight, dark colours should be avoided.

RAL/BS references for colours are provided as a guide only to the nearest similar RAL/BS colour. Colours will not match to other RAL/BS finishes due to different coating processes, gloss levels, substrates and textures. Similarly, special RAL, BS, wood effects or other colours will not be a precise match.

Colours shown are limited in accuracy by the printing process - samples should always be requested.

Golden Oak & Winchester are laminate finishes. Night Oak & Rosewood have a painted finish.

The mitred door leaf frame and door frame are finished in a matching smooth finish for white, Trend (including Anthracite Textured) and RAL coloured doors. For these Trend colours, a complimentary flat colour is used: Ice Crystal Grey Aluminium (RAL9007), TT9016 Bling White (RAL 9016), Golden Oak (RAL8003), Rosewood (RAL8016) and Night Oak (RAL8014), Winchester (RAL8001) wood design finishes.

If you are matching to other finishes, particularly wood effects such as Rosewood, Golden Oak, Night Oak or Winchester, always request a sample.

CarTeck Side Hinged Traditional
Standard Ribbed Horizontal




CarTeck Side Hinged Traditional
Centre Ribbed Horizontal



CarTeck Side Hinged Traditional
Solid Ribbed Horizontal



Surface Textures



Smooth



Woodgrain



Stucco



Micro-profiled



Doors can also be coloured to any RAL shade

Trend colours

White RAL 9016	TT9016 Bling White with micaceous iron ore particles glitter effect	Ice Crystal Grey Aluminium	White Aluminium RAL 9006
Grey Aluminium RAL 9007	Light Grey RAL 7035	Window Grey RAL 7040	Quartz Grey RAL 7039
Umbr Grey RAL 7022	Slate Grey RAL 7015	Anthracite Grey RAL 7016	Anthracite Textured RAL 7016
TT 703 A special satin metallic effect (grey with micaceous iron ore particles)	Jet Black RAL 9005	Steel Blue RAL 5011	Moss Green RAL 6005
Fir Green RAL 6009	Flame Red RAL 3000	Sepia Brown RAL 8014	Cream RAL 9001

TREND+ colours

Agate Grey RAL 7038	Silver Grey RAL 7001	Pebble Grey RAL 7032	Stone Grey RAL 7030
Mouse Grey RAL 7005	Basalt Grey RAL 7012	Graphite Grey RAL 7024	Granite Grey RAL 7026
Graphite Black RAL 9011	Signal Black RAL 9004	Gentian Blue RAL 5010	Pigeon Blue RAL 5014
Chartwell Green BS 14 C 35	Sage Green RAL 130 60 10	Burgundy RAL 3004	Ruby Red RAL 3003
Terra Brown RAL 8028	Nut Brown RAL 8011	Light Ivory RAL 1015	Pure White RAL 9010

Wood effects

Golden Oak	Rosewood	Night Oak	Winchester
------------	----------	-----------	------------

Handle Options

All doors come with a Stainless Steel lever handle as standard.

Black Powder Coated Lever Handle



3-Point Hook Locking & CarTeck Lever Handle
Full details and finishes on page 57.



TECKENTRUP
DOOR SOLUTIONS

CarTeck Insulated Side Hinged Toplight

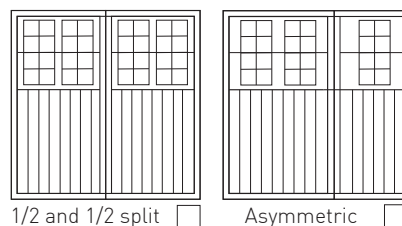
Mock leading is available in natural lead grey (as standard) black or white (on request). Each window unit is 370mm wide x 680mm high.



CarTeck Side Hinged Toplight
Standard Ribbed Vertical



Door Split



Leading

All doors have natural lead grey mock leaded-effect decoration as standard but are also available in a plain design.



CarTeck Side Hinged Toplight
Centre Ribbed Vertical



CarTeck Side Hinged Toplight
Solid Ribbed Vertical



Featuring
3-Point Hook
Locking &
CarTeck Lever
Handle
Pg.57

A note about colour

Where doors are exposed to direct sunlight, dark colours should be avoided.

RAL/BS references for colours are provided as a guide only to the nearest similar RAL/BS colour. Colours will not match to other RAL/BS finishes due to different coating processes, gloss levels, substrates and textures. Similarly, special RAL, BS, wood effects or other colours will not be a precise match.

Colours shown are limited in accuracy by the printing process - samples should always be requested.

Golden Oak & Winchester are laminate finishes. Night Oak & Rosewood have a painted finish.

The mitred door leaf frame and door frame are finished in a matching smooth finish for white, Trend (including Anthracite Textured) and RAL coloured doors. For these Trend colours, a complimentary flat colour is used: Ice Crystal Grey Aluminium (RAL9007), TT9016 Bling White (RAL 9016), Golden Oak (RAL8003), Rosewood (RAL8016) and Night Oak (RAL8014), Winchester (RAL8001) wood design finishes.

If you are matching to other finishes, particularly wood effects such as Rosewood, Golden Oak, Night Oak or Winchester, always request a sample.

CarTeck Side Hinged Toplight
Standard Ribbed Horizontal



CarTeck Side Hinged Toplight
Centre Ribbed Horizontal



CarTeck Side Hinged Toplight
Solid Ribbed Horizontal



Surface Textures



Smooth



Woodgrain



Stucco



Micro-profiled

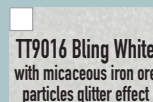


☐ Doors can also be coloured to any RAL shade

Trend colours



White
RAL 9016



TT9016 Bling White
with micaceous iron ore
particles glitter effect



Ice Crystal Grey
Aluminium



White Aluminium
RAL 9006



Grey Aluminium
RAL 9007



Light Grey
RAL 7035



Window Grey
RAL 7040



Quartz Grey
RAL 7039



Umbr Grey
RAL 7022



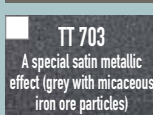
Slate Grey
RAL 7015




Anthracite Grey
RAL 7016



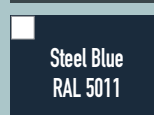
Anthracite Textured
RAL 7016



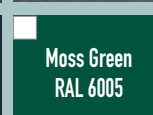
TT 703
A special satin metallic
effect (grey with micaceous
iron ore particles)



Jet Black
RAL 9005



Steel Blue
RAL 5011



Moss Green
RAL 6005



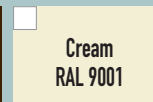
Fir Green
RAL 6009



Flame Red
RAL 3000



Sepia Brown
RAL 8014



Cream
RAL 9001

TREND+ colours



Agate Grey
RAL 7038



Silver Grey
RAL 7001



Pebble Grey
RAL 7032



Stone Grey
RAL 7030



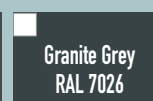
Mouse Grey
RAL 7005



Basalt Grey
RAL 7012



Graphite Grey
RAL 7024



Granite Grey
RAL 7026



Graphite Black
RAL 9011



Signal Black
RAL 9004




Gentian Blue
RAL 5010



Pigeon Blue
RAL 5014




Chartwell Green
BS 14 C 35



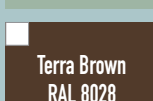
Sage Green
RAL 130 60 10



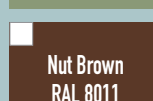
Burgundy
RAL 3004



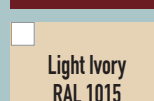
Ruby Red
RAL 3003



Terra Brown
RAL 8028



Nut Brown
RAL 8011



Light Ivory
RAL 1015



Pure White
RAL 9010

Wood effects



Golden Oak



Rosewood



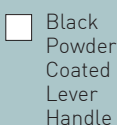
Night Oak



Winchester

Handle Options

All doors come with a Stainless Steel lever handle as standard.



Black
Powder
Coated
Lever
Handle



3-Point Hook
Locking & CarTeck
Lever Handle
Full details and
finishes on page 57.



TECKENTRUP
DOOR SOLUTIONS

Make the most of light

Window Options

Scratch-resistant Polymer double glazed windows in attractive designs allow natural light into your garage.

Each style is available with clear, frosted or satin glazing. The window units are fitted with a polyurethane frame that is coloured to match or compliment the panel colour of the door. For Aluminium windows, see next page.

Glazing Styles



Frosted*



Clear



Satin*



*The exterior pane is Frosted/Satin and the interior pane is Clear.



Mock leading is available on Type A and GSA/Traditional windows in natural lead grey (as standard) black or white (on request).



Centre Ribbed Horizontal -Smooth White with Type A Windows

Polymer Window Options



☐ Rectangle Type 1
610mm x 270mm



☐ Rectangle Type 2*
680mm x 210mm



☐ Rectangle Type 3*
980mm x 140mm



☐ Cross Mullion
610mm x 270mm



☐ Rhombus Mullion
610mm x 270mm




☐ Square Type 1*
270mm x 270mm



☐ Square Type 2*
270mm x 270mm



☐ Type A* - with plain or mock leading-effect
680mm x 370mm



☐ GSA / Traditional - width dependent on door leaf. Mock Leaded-Effect



☐ GSA / Traditional - width dependent on door leaf. Plain

*Available on standard ribbed, Centre ribbed and solid profile doors only.



Solid Vertical - Smooth Custom Colour with Alpha Square Aluminium Windows (see next page) & 1500mm Stainless Steel 'D' Handles



Solid Horizontal - Smooth Anthracite Grey with Square Type 1 Windows

A note about colour

Window frames are coloured to be similar to the door panel. Selected Trend colours & wood design windows are finished in a complementary flat colour for Golden Oak (RAL8003), Rosewood (RAL8016), Night Oak (RAL8014), Winchester (RAL8001), Textured Anthracite (RAL7016), Ice Crystal Grey Aluminium (RAL9007) and TT9016 Bling White (RAL 9016). The surrounds on aluminium GSA window sections are finished in a smooth finish.

Window frame colour shade and surface lustre will show a variance from the panel finish as the base material and coating methods are different.



Standard Ribbed Vertical - Smooth Custom Colour with Cross Mullion Windows



Asymmetric Horizontal GSA - Black with Satin GSA Vision Panels to All Sections

Teckentrup Bling!

Bling Windows



Aluminium Windows

High-grade aluminium window units add natural daylight with a contemporary twist. Windows are constructed with an aluminium casement and polymer glazing unit.

Glazing Styles



Satin



Clear



Versus
900mm x 1000mm



☐ Athena
406mm x 203mm



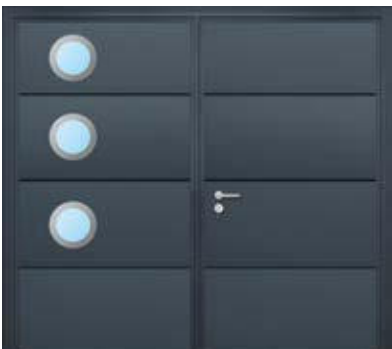
☐ Sigma
610mm x 200mm




☐ Kappa
*1860mm x 180mm
*Minimum over frame height for Kappa windows used vertically on side hinged doors: 2010mm



☐ Gamma
534mm x 344mm



☐ Zeta
ø280mm



☐ Alpha
280mm x 280mm

The images here show the most popular window combinations. If you'd like alternative window configuration, just ask!

Teckentrup Bling!

Design Accents



Decals

High-grade alunox decals are factory bonded to your door for added visual appeal. Each decal can be positioned to suit your sense of design, however, popular arrangements are shown here.



☐ Writing
100mm/200mm



☐ Access 1
431mm x 40mm




☐ Access 2
430mm x 40mm




☐ Access 6
70mm x 70mm



☐ Access 7
150mm x 150mm




☐ Access 8
194 mm x 194 mm




☐ Access 3
215mm x 40mm



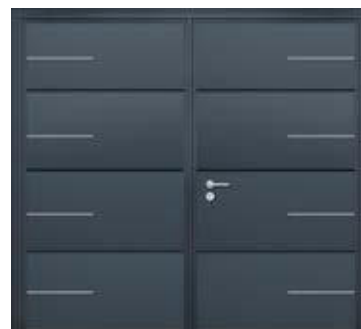
☐ Access 4
400mm x 86mm



☐ Access 5
180mm x 180mm



☐ Access 9
436mm x 40mm



☐ Access 10
431mm x 13mm

The images here show the most popular combinations. If you'd like alternative configuration, just ask!

CarTeck Colours

Colour your world

Over the next 4 pages, see all the colours available on CarTeck garage doors.

The options are endless

Don't forget! Doors can also be coloured to any RAL shade.



A note about colour

Where doors are exposed to direct sunlight, dark colours should be avoided.

RAL/BS references for colours are provided as a guide only to the nearest similar RAL/BS colour. Colours will not match to other RAL/BS finishes due to different coating processes, gloss levels, substrates and textures. Similarly, special RAL, BS, wood effects or other colours will not be a precise match.

Colours shown are limited in accuracy by the printing process - samples should always be requested.

Golden Oak & Winchester are laminate finishes. Night Oak & Rosewood have a painted finish.

If you are matching to other finishes, particularly wood effects such as Rosewood, Golden Oak, Night Oak or Winchester, always request a sample.

Sectional Garage Doors

Wood Design frame legs, headers & 3D profiles in Night Oak & Rosewood are finished in a complimentary painted wood effect finish but will not match precisely. Golden Oak & Winchester are finished in a flat colour RAL 8014. TT9016 Bling White frame legs, headers & 3D profiles are finished in RAL 9016.


All frame legs, headers & 3D profiles are available in smooth finish only.

Side Hinged Garage Doors

The mitred door leaf frame and door frame are finished in a matching smooth finish for white, Trend (including Anthracite Textured) and RAL coloured doors. For these Trend colours, a complimentary flat colour is used: Ice Crystal Grey Aluminium (RAL9007), TT9016 Bling White (RAL 9016), Golden Oak (RAL8003), Rosewood (RAL8016) and Night Oak (RAL8014), Winchester (RAL8001) wood design finishes.

Trend:


White (RAL 9016)



Grey Aluminium (RAL 9007)

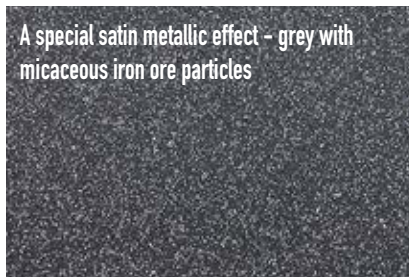


Umbra Grey (RAL 7022)



TT 703

A special satin metallic effect - grey with micaceous iron ore particles

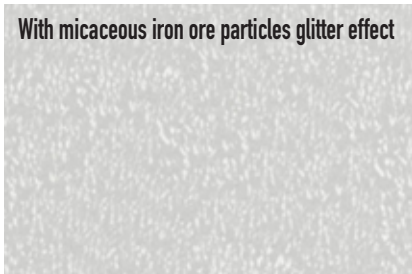


Fir Green (RAL 6009)

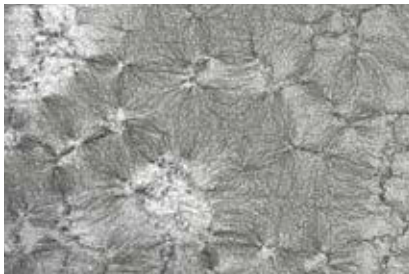


TT9016 Bling White

With micaceous iron ore particles glitter effect



Ice Crystal Grey Aluminium



White Aluminium (RAL 9006)




Light Grey (RAL 7035)



Window Grey (RAL 7040)



Quartz Grey (RAL 7039)



Slate Grey (RAL 7015)



Anthracite Grey (RAL 7016)



Anthracite Textured (RAL 7016)



Jet Black (RAL 9005)



Steel Blue (RAL 5011)



Moss Green (RAL 6005)




Flame Red (RAL 3000)



Sepia Brown (RAL 8014)




Cream (RAL 9001)



TREND+:

Agate Grey (RAL 7038)



Silver Grey (RAL 7001)



Pebble Grey (RAL 7032)




Mouse Grey (RAL 7005)



Basalt Grey (RAL 7012)



Graphite Grey (RAL 7024)



Graphite Black (RAL 9011)



Signal Black (RAL 9004)



Gentian Blue (RAL 5010)



Chartwell Green (BS 14 C 35)




Sage Green (RAL 130 60 10)




Burgundy (RAL 3004)




Terra Brown (RAL 8028)



Nut Brown (RAL 8011)



Light Ivory (RAL 1015)



Stone Grey (RAL 7030)



Granite Grey (RAL 7026)




Pigeon Blue (RAL 5014)



Ruby Red (RAL 3003)



Pure White (RAL 9010)



Wood effects:

Golden Oak



Rosewood



Night Oak



Winchester



The options are endless

Don't forget! Doors can also be coloured to any RAL shade.

A note about colour

For notes on colour, please see page 76.



Teckentrup is a family business with operations throughout the world. In the UK, we make our garage doors in Warrington, Cheshire. CarTeck is available through a national network of independent Garage Door Specialist installers.

Teckentrup offers more than garage doors...
We provide solutions and have set three quality standards for our garage doors:

Design. Security. Service.



September 2025

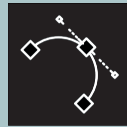
Teckentrup UK Limited, Units 2-4 Opus 9 Industrial Estate,
Woburn Road, Winwick Quay, Warrington WA2 8UE

t: 01925 924 050

f: 08701 314 843

e: sales@teckentrup.co.uk

TECKENTRUP
DOOR SOLUTIONS



Design

We combine ease of use with aesthetics

Good design uses innovative technology to make using a product intuitive and effortless. CarTeck garage doors offer a wide range of design options that will transform the look of your home and the way you use your garage space.



Safety & Security

We combine security with safety

Our products are designed to provide peace of mind with both physical security and the knowledge that durability and safe operation are inherent.



Service

We combine speed with reliability

The Teckentrup team and our network of Garage Door Specialists installers love to make your new door a pleasure to own. From planning to installation. You'll always receive expert advice and the best service for installation, maintenance and aftercare.

Quality & Environment

Teckentrup operates to quality procedures audited to ISO 9001. We care about the environment too - this is why our products are certified in accordance with the Environmental Product Declaration (EPD).



ISO 14001 Environmental Management

ISO 50001 Energy Management



WWW.TECKENTRUP.CO.UK